

Annual Title I Middle School Survey FY18

Tuesday, May 08, 2018

54

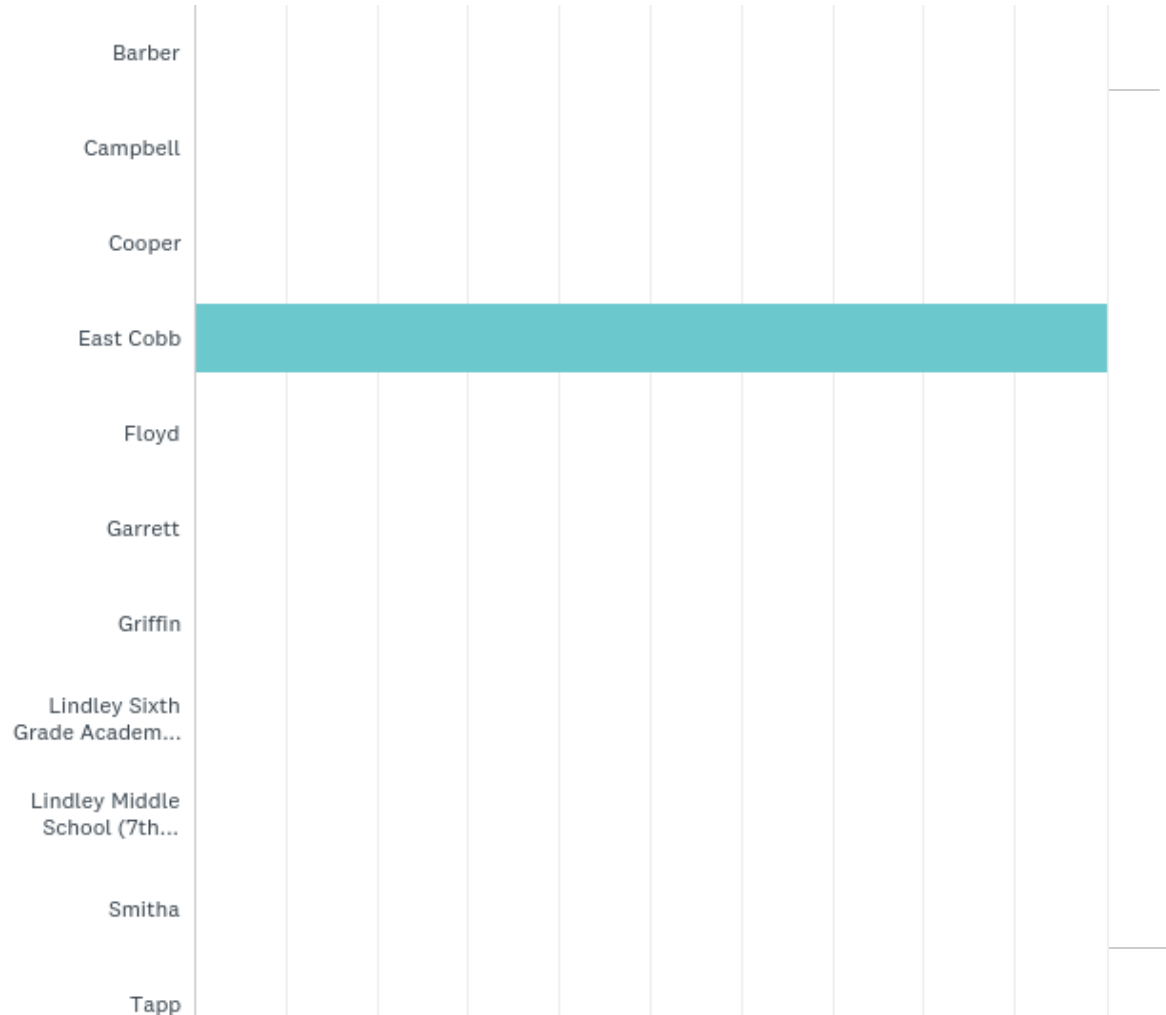
Total Responses

Date Created: Thursday, January 04, 2018

Complete Responses: 54

Q1: Choose your school.

Answered: 54 Skipped: 0



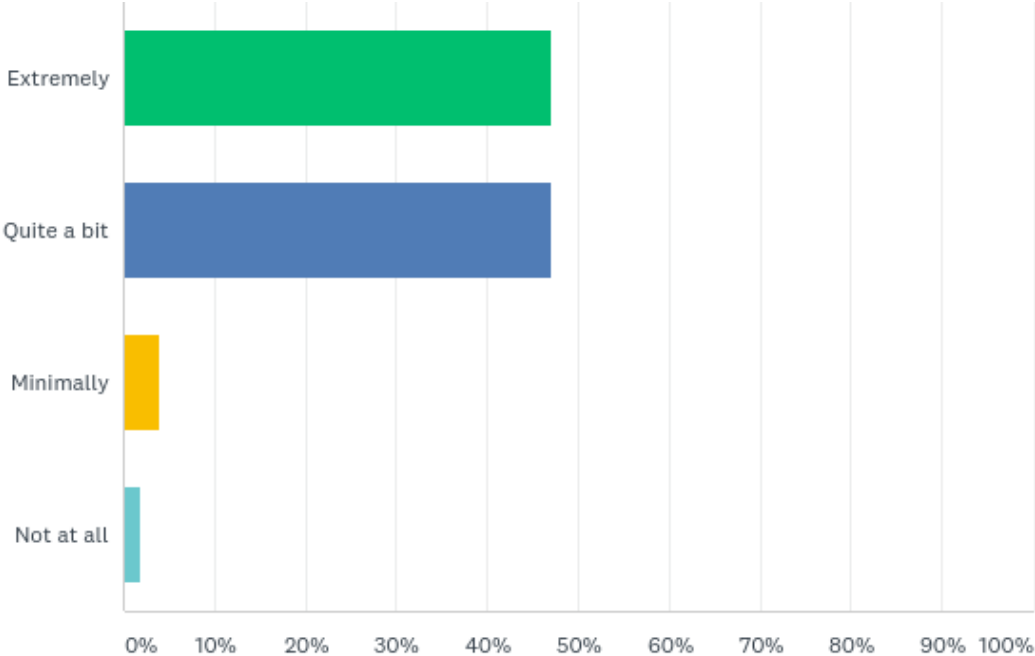
Q1: Choose your school.

Answered: 54 Skipped: 0

ANSWER CHOICES	RESPONSES	
Barber	0.00%	0
Campbell	0.00%	0
Cooper	0.00%	0
East Cobb	100.00%	54
Floyd	0.00%	0
Garrett	0.00%	0
Griffin	0.00%	0
Lindley Sixth Grade Academy (6th)	0.00%	0
Lindley Middle School (7th & 8th)	0.00%	0
Smitha	0.00%	0
Tapp	0.00%	0
TOTAL		54

Q2: How welcomed does the school make you feel?

Answered: 51 Skipped: 3



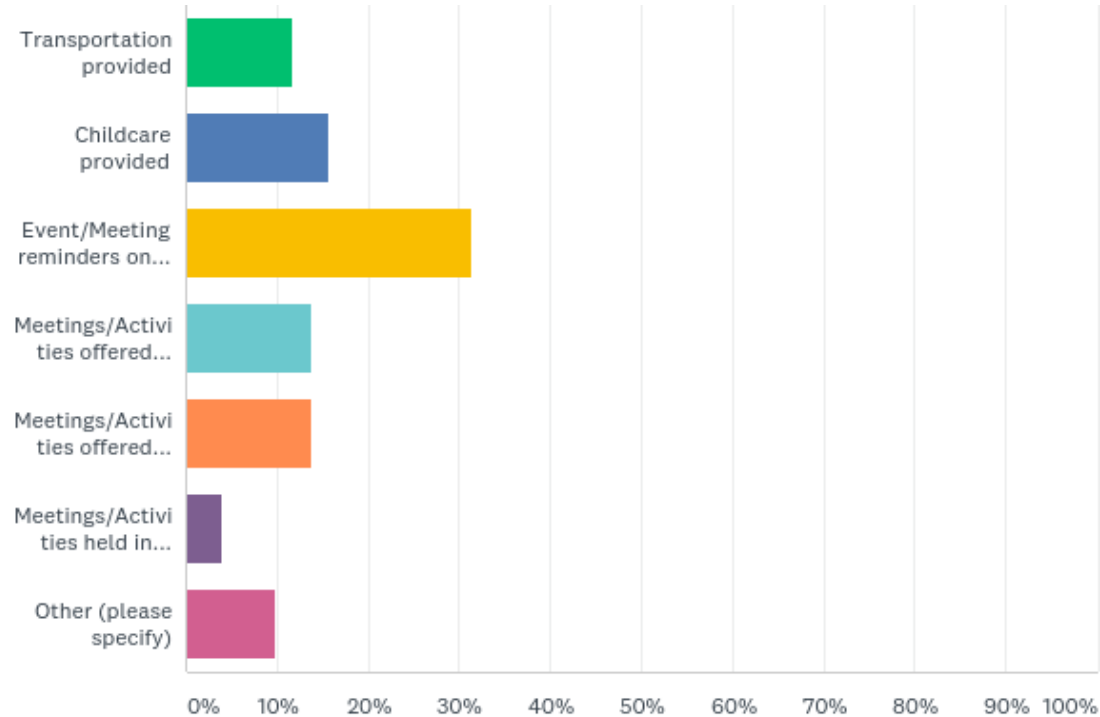
Q2: How welcomed does the school make you feel?

Answered: 51 Skipped: 3

ANSWER CHOICES	RESPONSES	
Extremely	47.06%	24
Quite a bit	47.06%	24
Minimally	3.92%	2
Not at all	1.96%	1
TOTAL		51

Q3: Please choose any of the following that would help you participate more often in school functions, activities, and planning events.

Answered: 51 Skipped: 3



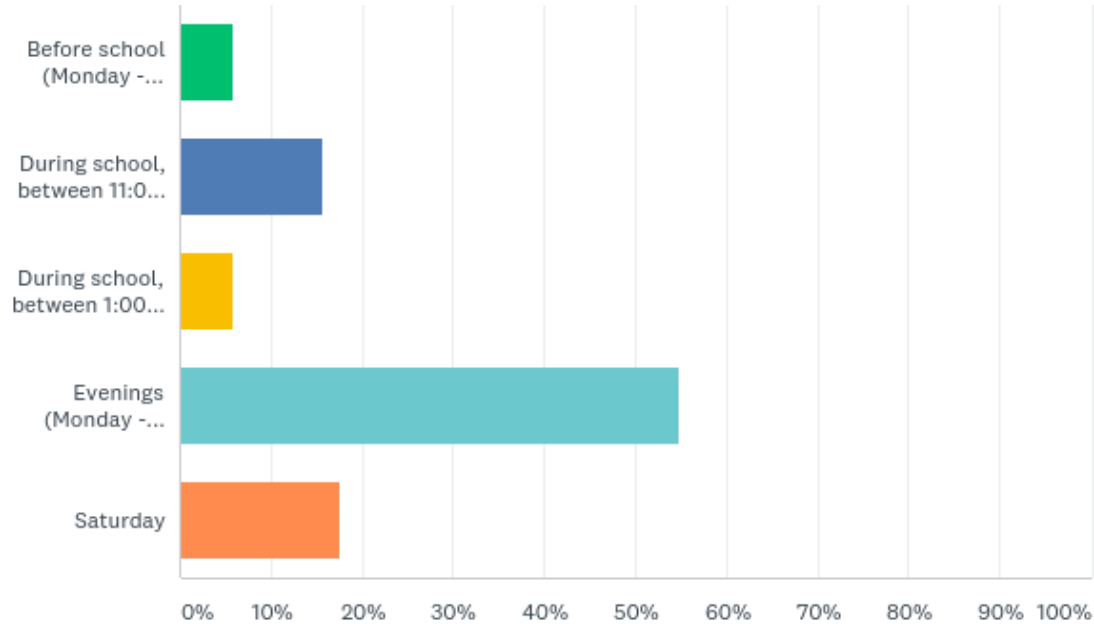
Q3: Please choose any of the following that would help you participate more often in school functions, activities, and planning events.

Answered: 51 Skipped: 3

ANSWER CHOICES	RESPONSES	
Transportation provided	11.76%	6
Childcare provided	15.69%	8
Event/Meeting reminders one week before the event	31.37%	16
Meetings/Activities offered more than once	13.73%	7
Meetings/Activities offered at various times	13.73%	7
Meetings/Activities held in community locations other than the school	3.92%	2
Other (please specify)	9.80%	5
TOTAL		51

Q4: When is the best time for you to attend a school event for parents?

Answered: 51 Skipped: 3



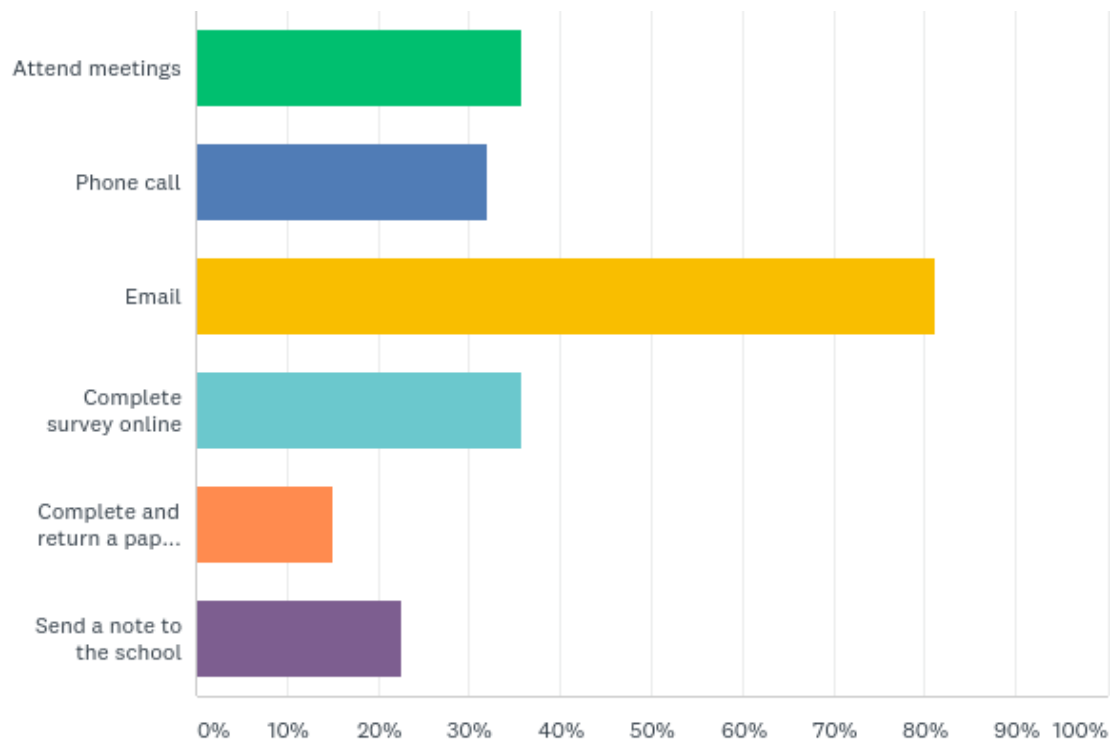
Q4: When is the best time for you to attend a school event for parents?

Answered: 51 Skipped: 3

ANSWER CHOICES	RESPONSES	
Before school (Monday - Friday)	5.88%	3
During school, between 11:00 a.m. - 1:00 p.m. (Monday - Friday)	15.69%	8
During school, between 1:00 p.m. - 3:00 p.m. (Monday - Friday)	5.88%	3
Evenings (Monday - Friday)	54.90%	28
Saturday	17.65%	9
TOTAL		51

Q5: What are the best ways for you to provide input regarding your child's school? (Choose all that apply.)

Answered: 53 Skipped: 1



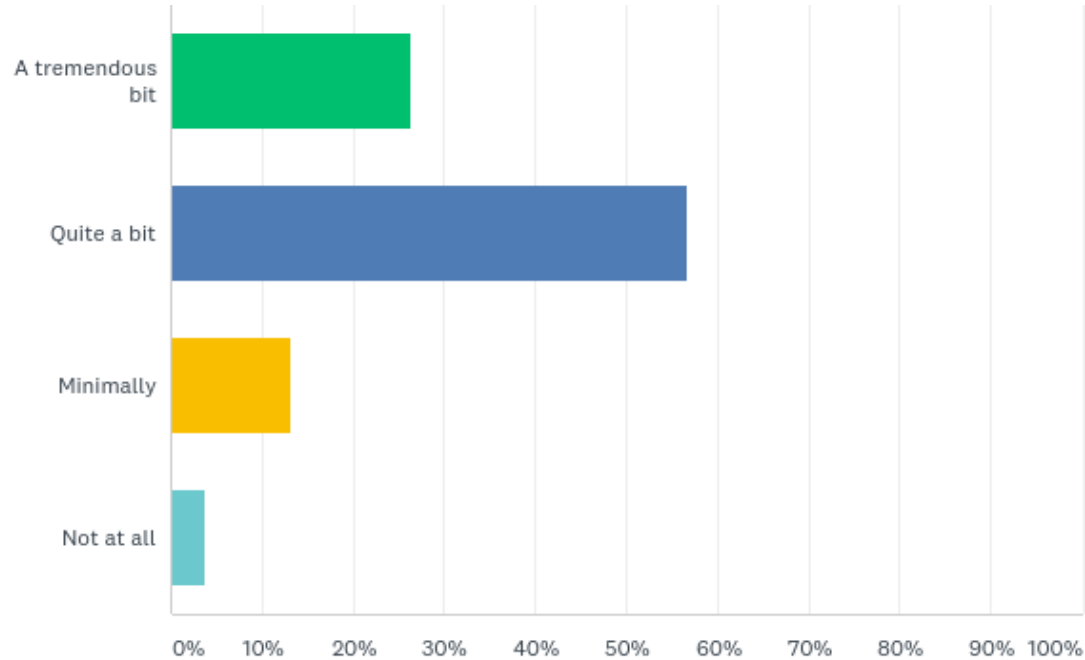
Q5: What are the best ways for you to provide input regarding your child's school? (Choose all that apply.)

Answered: 53 Skipped: 1

ANSWER CHOICES	RESPONSES	
Attend meetings	35.85%	19
Phone call	32.08%	17
Email	81.13%	43
Complete survey online	35.85%	19
Complete and return a paper survey	15.09%	8
Send a note to the school	22.64%	12
Total Respondents: 53		

Q6: I am informed as to how my child is performing academically in school.

Answered: 53 Skipped: 1



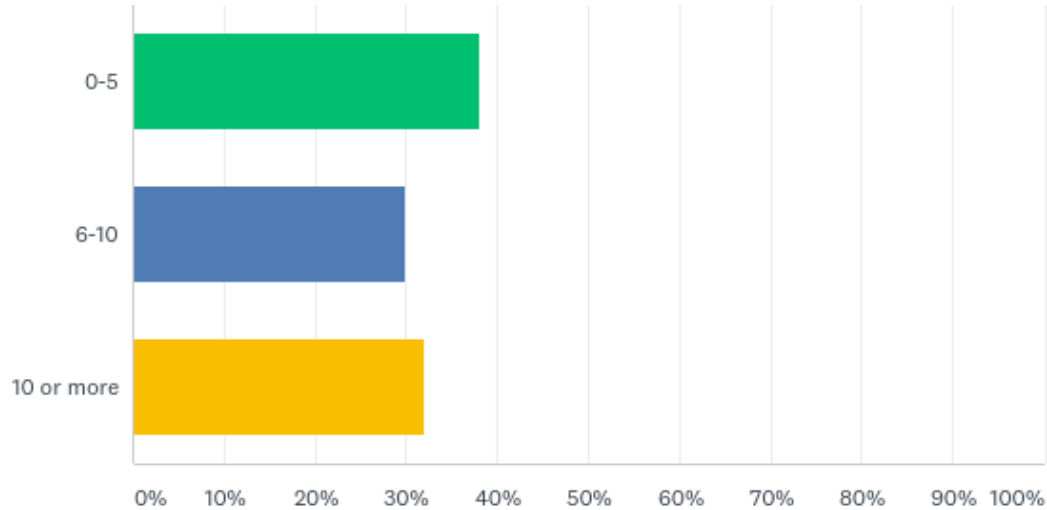
Q6: I am informed as to how my child is performing academically in school.

Answered: 53 Skipped: 1

ANSWER CHOICES	RESPONSES	
A tremendous bit	26.42%	14
Quite a bit	56.60%	30
Minimally	13.21%	7
Not at all	3.77%	2
TOTAL		53

Q7: How many times per month do you access your child's grades online?

Answered: 50 Skipped: 4



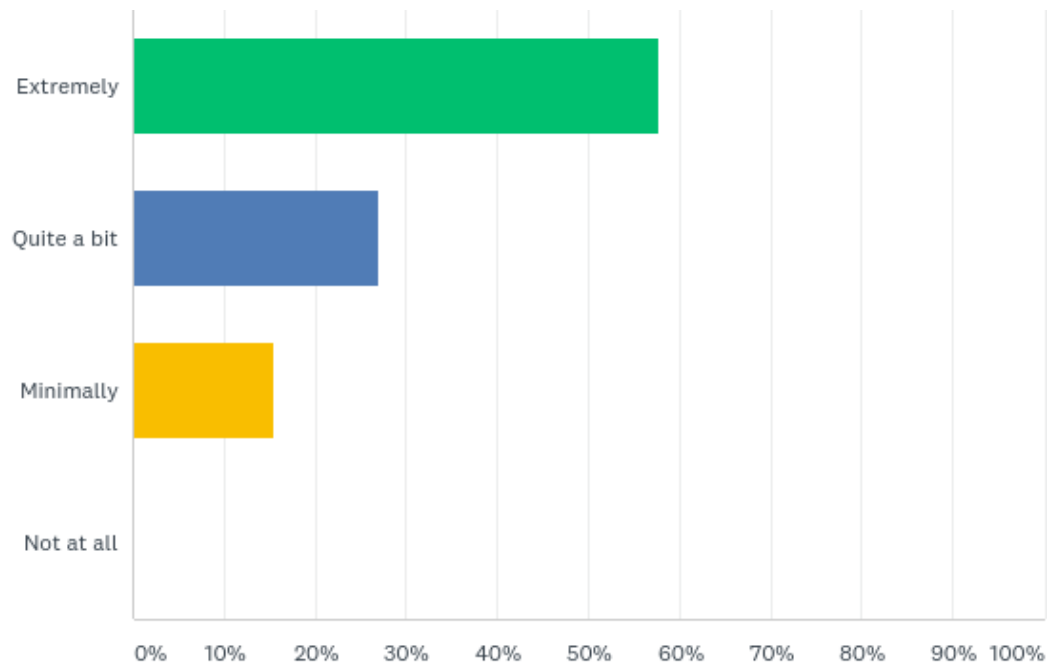
Q7: How many times per month do you access your child's grades online?

Answered: 50 Skipped: 4

ANSWER CHOICES	RESPONSES	
0-5	38.00%	19
6-10	30.00%	15
10 or more	32.00%	16
TOTAL		50

Q8: How confident are you in your ability to support your child's learning at home?

Answered: 52 Skipped: 2



Q8: How confident are you in your ability to support your child's learning at home?

Answered: 52 Skipped: 2

ANSWER CHOICES	RESPONSES	
Extremely	57.69%	30
Quite a bit	26.92%	14
Minimally	15.38%	8
Not at all	0.00%	0
TOTAL		52