

# HALLWAY PROCEDURE

## RIDE THE WAVE



**W** – WALK



**A** – ARMS BY YOUR SIDE



**V** – VERY QUIETLY



**E** – EYES FORWARD



# **Varner Social Skills**

**Greeting Others**

**Following Instructions**

**Saying Please and Thank You**

**Making a Request**

**Give and Accept Compliments**

**Accepting Consequence**


**Making an Apology**

**Using the Cafeteria Serving Line**

**Dining at the Lunch Table**

**Using the Restroom**

# Greeting Others





1. Look at the person
2. Use a pleasant voice
3. Say “Hello” or “Good Day”  
or “Hi”

# Following Instructions



1. Look at the person
2. Respond to show that you understood the instruction (s)
3. Carry out with the instruction(s) immediately
4. Go back to the person to check

# Accepting A Consequence

1. Look at the person talking
2. Stay Calm
3. Thumbs up/Thumbs down  
4. Do not argue
5. If you disagree, discuss at a later time

# Making A Request

1. Look at the person
2. Speak clearly
3. Be specific about what you are asking for
4. If the response is “Yes,” say “Thank you.”
5. If the response is “No,” say “I understand.”
6. If you disagree, ask later



# Giving and Accepting Compliments

1. Look at the person
2. Use a pleasant voice and smile
3. Tell the person exactly what you like while giving a compliment
4. Or smile and speak clearly and enthusiastically while receiving a compliment



# Making An Apology

1. Look at the person
2. Use a serious and sincere voice
3. Say “I want to apologize for.....”
4. Don’t make excuses
5. Explain how you plan to make a better choice



6. Say “Thanks for listening.”





# Saying “Please” and “Thank You”

1. At all times when saying “Please” or “Thank You”, look at the person you are speaking to.



# Dining at the Lunch Table



1. Keep your knees under the table
2. Stay seated
3. Raise your hand for help and wait patiently
4. Use an inside voice to talk to others
5. Clean up your area when leaving
6. Use appropriate table manners

# Using the Cafeteria Serving Line



1. Walk into the lunchroom quietly
2. Get a drink, one napkin, and one fork
3. Speak only to the adults in the serving line
4. Use good manners
5. Carry your tray with two hands
6. Get sauces before you sit down

# Using the Restroom



1. Be quick!
2. Be clean!
3. Be quiet!