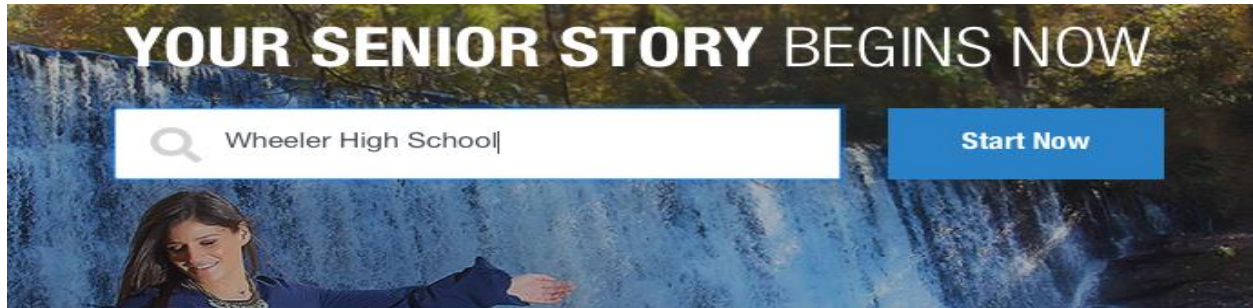


Instructions for Scheduling at a Road Shoot

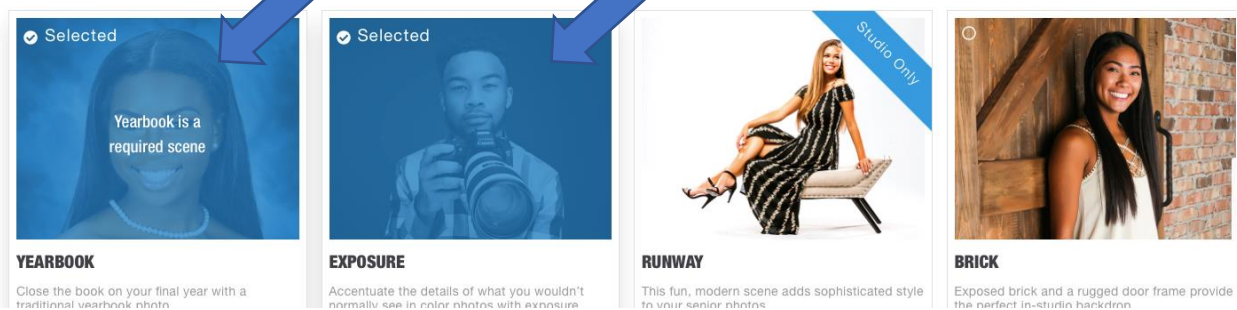
1. Go to store.cadystudios.com
2. Type “Wheeler High School” and select the school from the dropdown menu:



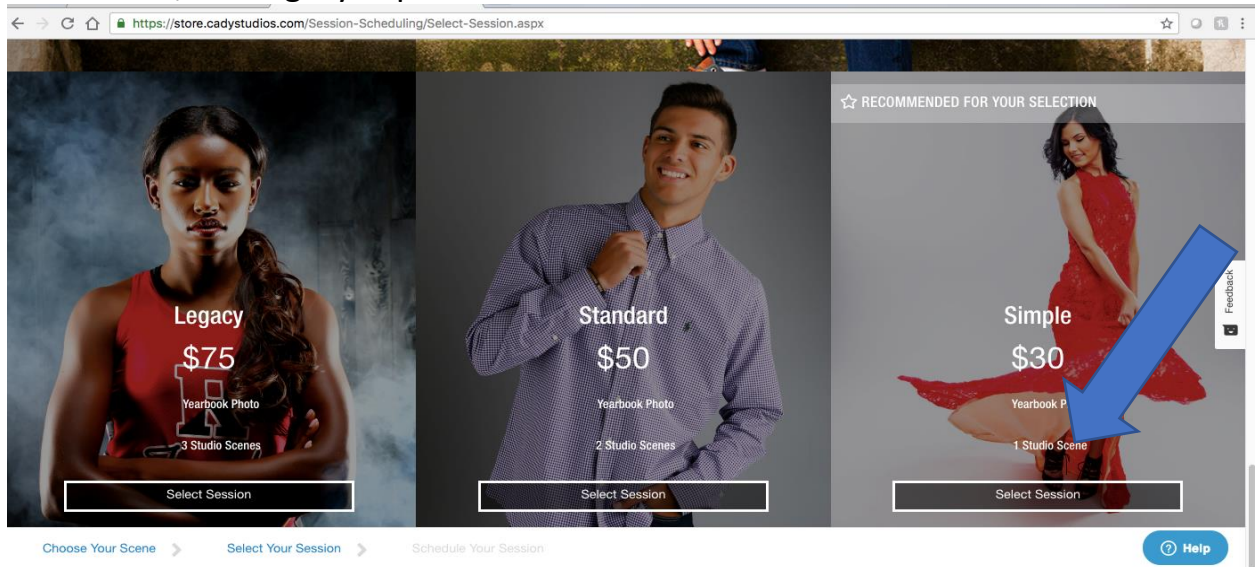
3. Yearbook will automatically be selected and then select the **Exposure** scene:

SELECT YOUR FAVORITE SCENES

Select all of your favorite scenes to continue.



4. Scroll to the bottom of the next page and select either the “Simple”, “Standard”, or “Legacy” option:



5. Confirm Scene and Session selection by clicking “Next”:

CONFIRM YOUR SIMPLE SESSION SCENES

Please confirm your scene selection.
This session gives you access to the **YEARBOOK SCENE** plus **1 ADDITIONAL SCENE**.

SELECT 2 STUDIO SCENES

The interface displays four scene options in a row. The first two, 'YEARBOOK' and 'EXPOSURE', are marked as 'Selected' with a checkmark icon. The 'YEARBOOK' scene shows a woman's portrait, and 'EXPOSURE' shows a man with a camera. The 'RUNWAY' scene shows a woman in a black dress sitting on a bench. The 'BRICK' scene shows a woman leaning against a wooden wall. Below the scenes are three navigation steps: 'Choose Your Scene', 'Select Your Session', and 'Schedule Your Session'. A 'Next' button is located at the bottom right, highlighted with a blue box and a blue arrow pointing to it.

6. Choose any add-on items, if desired, or click “No Thanks”:

The interface shows a modal window for session upgrades. The text reads: 'For only \$20 more UPGRADE TO OUR STANDARD SESSION'. Below this, it lists 'Yearbook Photo' and '2 Studio Scenes'. There are two buttons: 'Upgrade' (highlighted with a blue arrow) and 'No Thanks'. To the right of the modal is a photo of a man in a purple shirt. At the bottom of the modal, there is a 'Feedback' button. Below the modal, there are two scene descriptions: 'Artist touch retouching' and 'not head outdoors? This scene beautifully captures your personality in a comfortable,'. At the bottom of the page, there are navigation steps: 'Choose Your Scene', 'Select Your Session', and 'Schedule Your Session'. A 'Next' button and a 'Help' button are also visible.

7. Select “Sandy Creek High School” under the studio listings then choose desired appointment time from the list on the right:

CHOOSE YOUR STUDIO	SELECT YOUR SESSION DATE	CHOOSE WHAT TIME YOU WANT YOUR SESSION																																																	
Acworth Studio 3979 S Main St Acworth, Georgia 30101 <input type="radio"/>	September <table border="1"> <thead> <tr> <th>S</th> <th>M</th> <th>T</th> <th>W</th> <th>T</th> <th>F</th> <th>S</th> </tr> </thead> <tbody> <tr> <td>26</td> <td>27</td> <td>28</td> <td>29</td> <td>30</td> <td>31</td> <td>1</td> </tr> <tr> <td>2</td> <td>3</td> <td>4</td> <td>5</td> <td>6</td> <td>7</td> <td>8</td> </tr> <tr> <td>9</td> <td>10</td> <td>11</td> <td>12</td> <td>13</td> <td>14</td> <td>15</td> </tr> <tr> <td>16</td> <td>17</td> <td>18</td> <td>19</td> <td>20</td> <td>21</td> <td>22</td> </tr> <tr> <td>23</td> <td>24</td> <td>25</td> <td>26</td> <td>27</td> <td>28</td> <td>29</td> </tr> <tr> <td>30</td> <td>1</td> <td>2</td> <td>3</td> <td>4</td> <td>5</td> <td>6</td> </tr> </tbody> </table>	S	M	T	W	T	F	S	26	27	28	29	30	31	1	2	3	4	5	6	7	8	9	10	11	12	13	14	15	16	17	18	19	20	21	22	23	24	25	26	27	28	29	30	1	2	3	4	5	6	9:00 am 15 minutes <input type="radio"/>
S		M	T	W	T	F	S																																												
26		27	28	29	30	31	1																																												
2		3	4	5	6	7	8																																												
9	10	11	12	13	14	15																																													
16	17	18	19	20	21	22																																													
23	24	25	26	27	28	29																																													
30	1	2	3	4	5	6																																													
Dacula Studio 1700 Winder Hwy. Dacula, Georgia 30019 <input type="radio"/>	9:30 am 15 minutes <input type="radio"/>																																																		
Johns Creek Studio 10700 State Bridge Rd Johns Creek, Georgia 30022 <input type="radio"/>	10:00 am 15 minutes <input type="radio"/>																																																		
Wheeler High School <input checked="" type="radio"/>	10:30 am 15 minutes <input type="radio"/>																																																		
		11:00 am 15 minutes <input type="radio"/>																																																	
		11:30 am 15 minutes <input type="radio"/>																																																	
		12:00 pm 15 minutes <input type="radio"/>																																																	

8. Enter personal information and complete check-out prompts:

Your Session: Simple Session

Saturday, September 15, 2018 at 10:00 AM

Wheeler High School

Scenes:

Exposure, Yearbook

Add-ons:

Artist Touch

Student Information

Student First Name

First Name

Student I.D.

Identification Number