

Annual Title I Elementary School Survey FY18

Monday, May 07, 2018

134

Total Responses

Date Created: Thursday, January 04, 2018

Complete Responses: 134

Q1: Choose your school.

Answered: 134 Skipped: 0



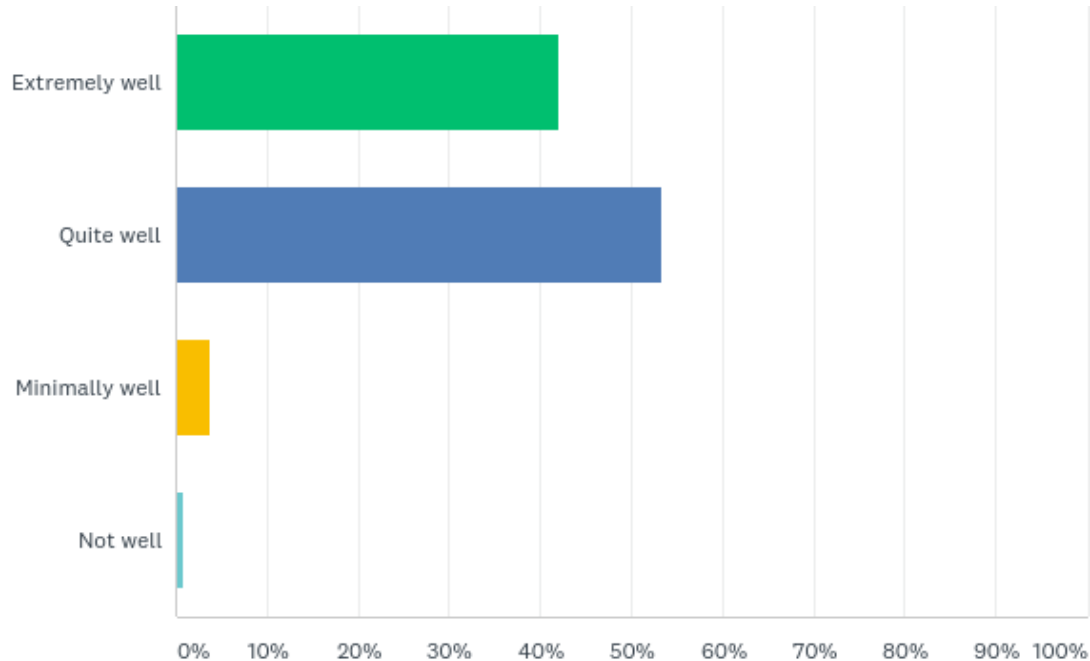
Q1: Choose your school.

Answered: 134 Skipped: 0

ANSWER CHOICES	RESPONSES	
Acworth	100.00%	134
Argyle	0.00%	0
Austell	0.00%	0
Belmont Hills	0.00%	0
Birney	0.00%	0
Brumby	0.00%	0
Bryant	0.00%	0
Clarkdale	0.00%	0
Clay	0.00%	0
Compton	0.00%	0
Dowell	0.00%	0
Fair Oaks	0.00%	0
Green Acres	0.00%	0
Harmony Island	0.00%	0

Q2: How well do you feel your child's school provides parents and families with opportunities to share feedback and ideas regarding the school's family engagement program and activities?

Answered: 133 Skipped: 1



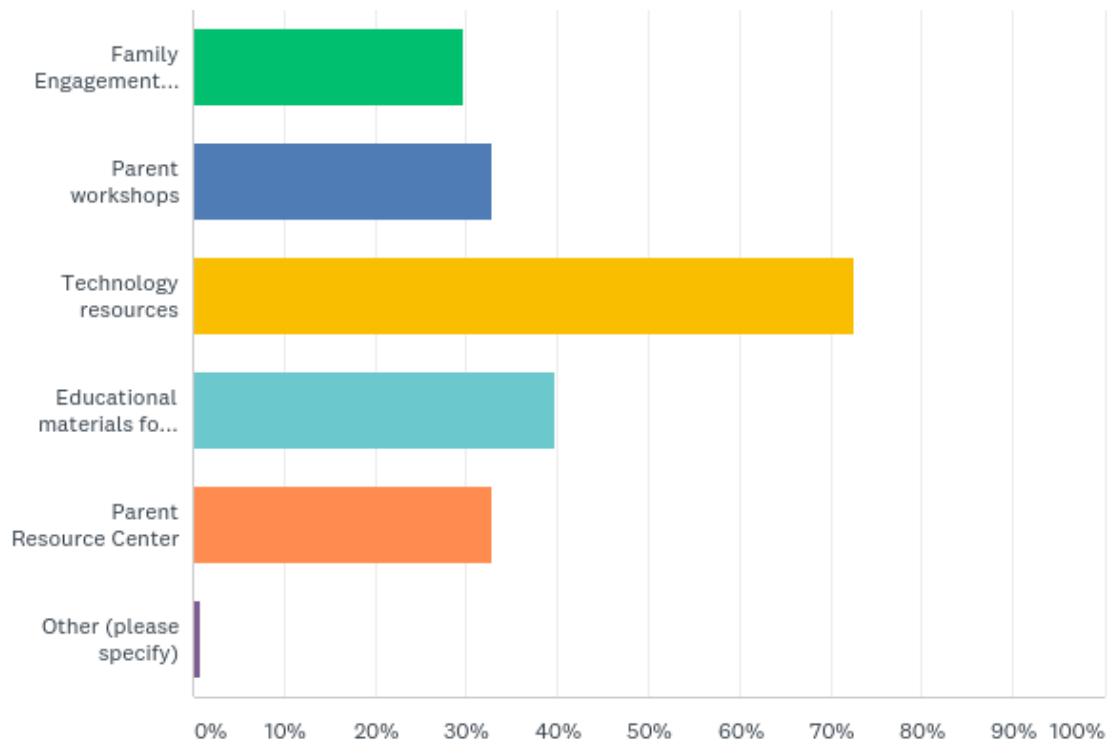
Q2: How well do you feel your child's school provides parents and families with opportunities to share feedback and ideas regarding the school's family engagement program and activities?

Answered: 133 Skipped: 1

ANSWER CHOICES	RESPONSES	
Extremely well	42.11%	56
Quite well	53.38%	71
Minimally well	3.76%	5
Not well	0.75%	1
TOTAL		133

Q3: How would you like to see the family engagement funds used at your child's school? (Choose all that apply.)

Answered: 131 Skipped: 3



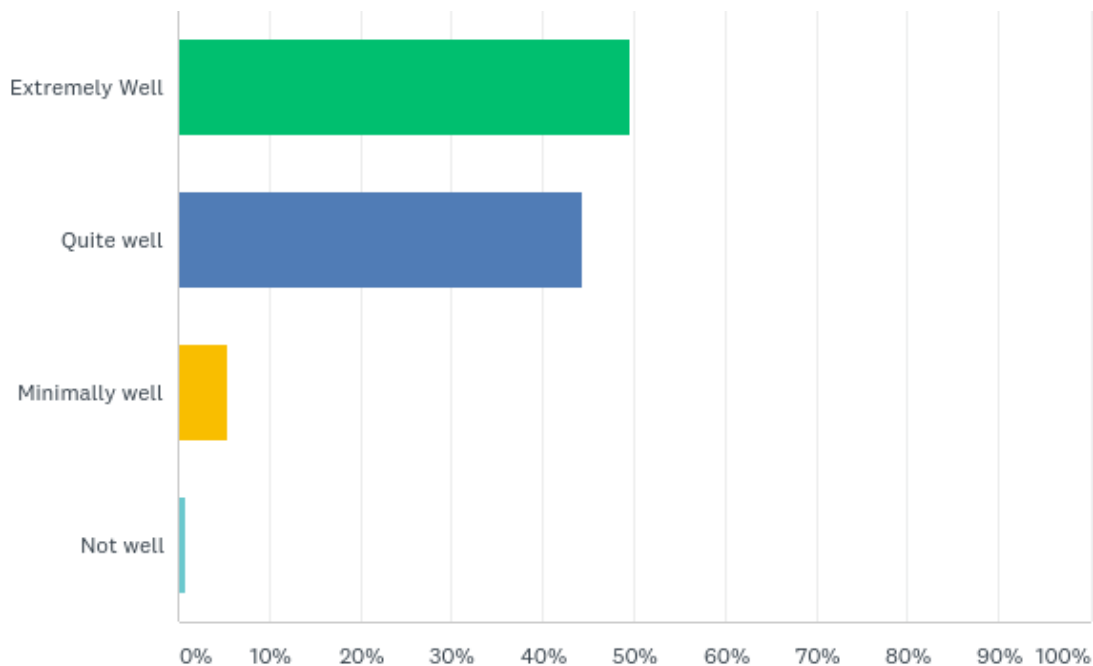
Q3: How would you like to see the family engagement funds used at your child's school? (Choose all that apply.)

Answered: 131 Skipped: 3

ANSWER CHOICES	RESPONSES	
Family Engagement Coordinator	29.77%	39
Parent workshops	32.82%	43
Technology resources	72.52%	95
Educational materials for parent use	39.69%	52
Parent Resource Center	32.82%	43
Other (please specify)	0.76%	1
Total Respondents: 131		

Q4: How well does your child's school provide information that is easy to understand?

Answered: 131 Skipped: 3



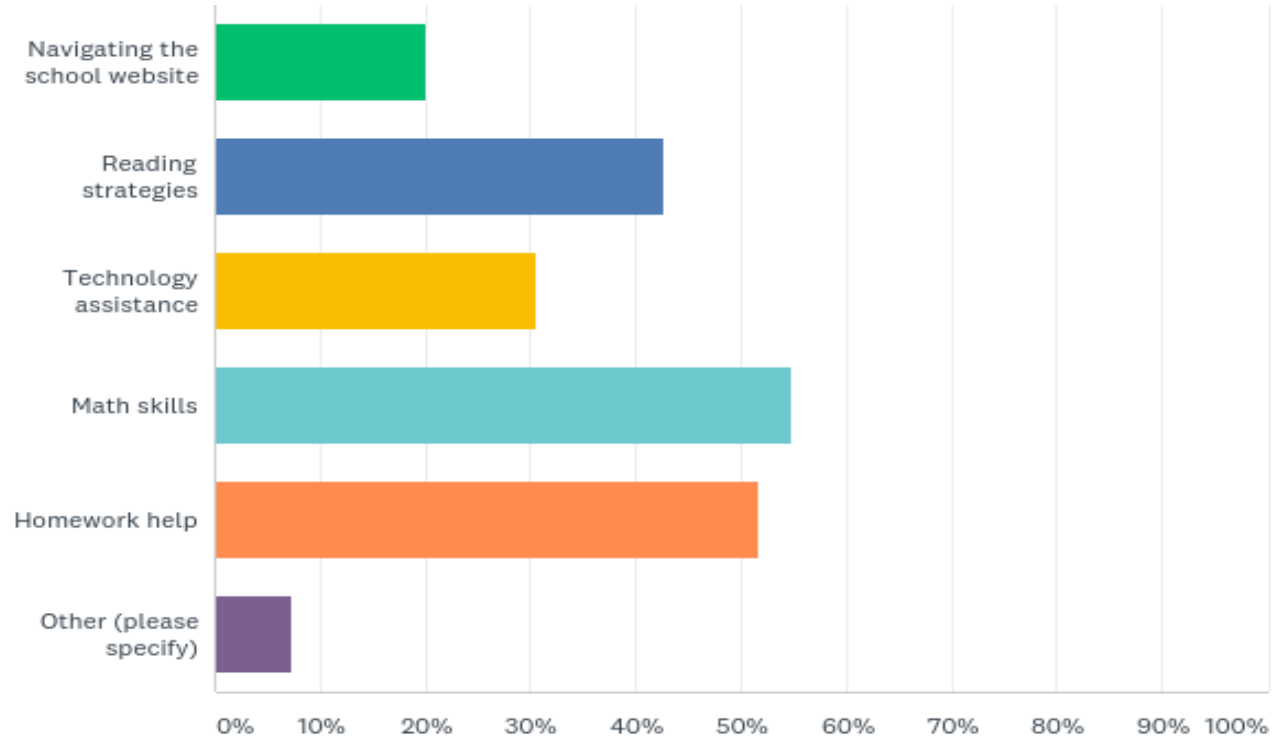
Q4: How well does your child's school provide information that is easy to understand?

Answered: 131 Skipped: 3

ANSWER CHOICES	RESPONSES	
Extremely Well	49.62%	65
Quite well	44.27%	58
Minimally well	5.34%	7
Not well	0.76%	1
TOTAL		131

Q5: What type of informational sessions would you like the school to provide for parents? (Choose all that apply.)

Answered: 124 Skipped: 10



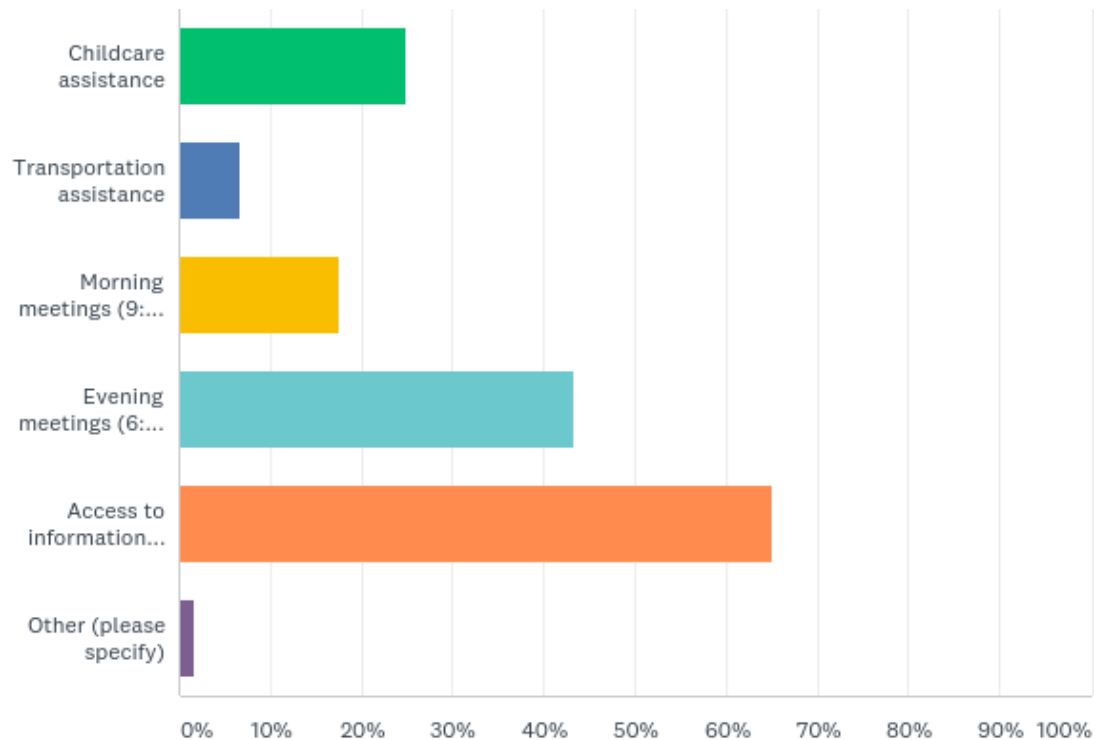
Q5: What type of informational sessions would you like the school to provide for parents? (Choose all that apply.)

Answered: 124 Skipped: 10

ANSWER CHOICES	RESPONSES	
Navigating the school website	20.16%	25
Reading strategies	42.74%	53
Technology assistance	30.65%	38
Math skills	54.84%	68
Homework help	51.61%	64
Other (please specify)	7.26%	9
Total Respondents: 124		

Q7: Which of the following would enable you to participate in parent meetings and school activities? (Choose all that apply.)

Answered: 120 Skipped: 14



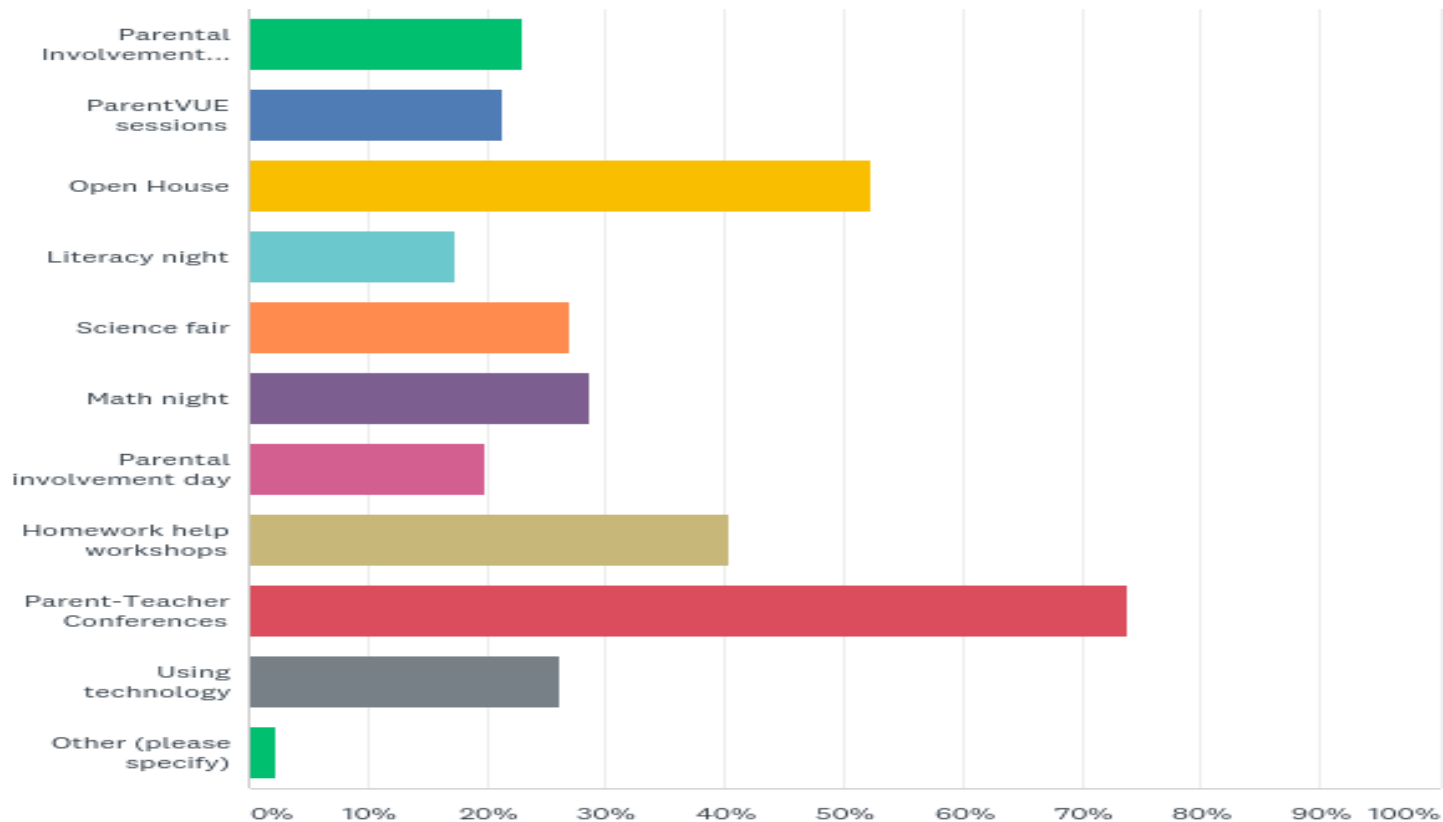
Q7: Which of the following would enable you to participate in parent meetings and school activities? (Choose all that apply.)

Answered: 120 Skipped: 14

ANSWER CHOICES	RESPONSES	
Childcare assistance	25.00%	30
Transportation assistance	6.67%	8
Morning meetings (9:00 a.m. – 12:00 p.m.)	17.50%	21
Evening meetings (6:00 p.m. – 8:00 p.m.)	43.33%	52
Access to information online	65.00%	78
Other (please specify)	1.67%	2
Total Respondents: 120		

Q8: Which activity, listed below, is the most valuable to your engagement in school activities? (Choose all that apply.)

Answered: 126 Skipped: 8



Q8: Which activity, listed below, is the most valuable to your engagement in school activities? (Choose all that apply.)

Answered: 126 Skipped: 8

ANSWER CHOICES	RESPONSES	
Parental Involvement Activity	23.02%	29
ParentVUE sessions	21.43%	27
Open House	52.38%	66
Literacy night	17.46%	22
Science fair	26.98%	34
Math night	28.57%	36
Parental involvement day	19.84%	25
Homework help workshops	40.48%	51
Parent-Teacher Conferences	73.81%	93
Using technology	26.19%	33
Other (please specify)	2.38%	3
Total Respondents: 126		