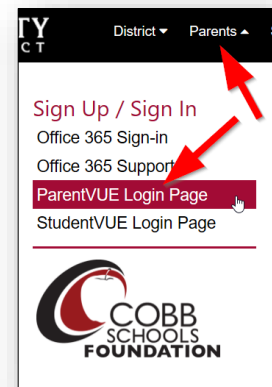


How Parents find Student Office 365 Username and Password in ParentVUE

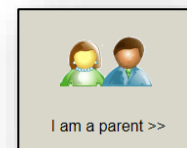
These directions outline how parents can obtain their child's Office 365 username using ParentVUE.

Note: *In order to access ParentVUE, the enrolling adult must have previously obtained login credentials from the local school. This must be done in person and requires photo ID.*

1. Go to www.cobbk12.org .
2. Click the **Parent** drop-down menu and select **ParentVUE Login Page**.



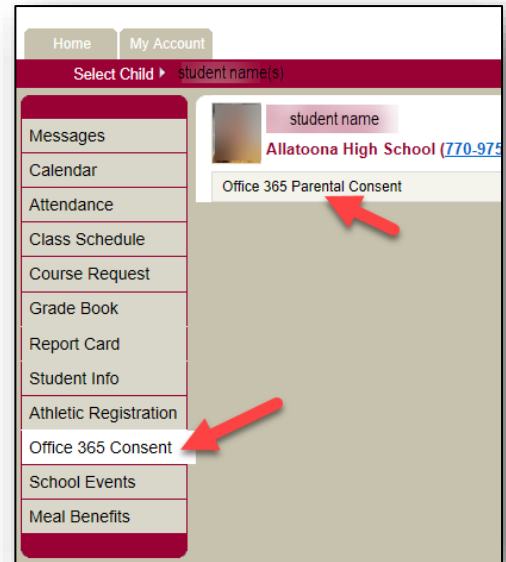
3. Click **I am a parent** button.




4. Enter your **parent login credentials**.

A login form with a light beige background. It contains two input fields: 'User Name:' followed by a text box, and 'Password:' followed by a text box with masked characters (dots). Below the password field is a 'Login' button. At the bottom of the form, there is a link that says 'Forgot your password? Click here.'


- On the menu on the left side of the ParentVUE page, click **Office 365 Consent**.
- A link for Office 365 Parental consent will appear. Click the **link** provided.



- The student's Office 365 username and password information will appear near the top of the web page.



OFFICE 365 FOR CCSD STUDENTS







Our child's Office 365 account username is:
@students.cobbk12.org

Your child's password is the **same password** used on a Cobb County School District computer.


Follow these simple steps to begin using your child's Microsoft Office 365 account:

- Sign in at: <https://login.microsoftonline.com/> with the user information above.
- Once logged into Office 365, students can begin using the online Office 365 tools (OneDrive, Word, PowerPoint, Excel, & OneNote).
- Students also have the option to download the Office suite. Choose the appropriate Office product download link.







Should you decide to change your Office 365 and OneDrive selection, please click on the following link: [Click Here](#)


For additional assistance on installation: <http://aka.ms/office365help>.
Please watch the short instructional video by clicking [here](#).




Save files to the Cloud!
1 TB of Storage




Accessible from **ANY Device!** with internet access




COLLABORATE on school work! with Peers & Teachers



FREE for ALL Cobb County Students!



Build Skills Excel in our Digital World!



Use **COOL NEW Apps!** Sway, OneNote and more...