

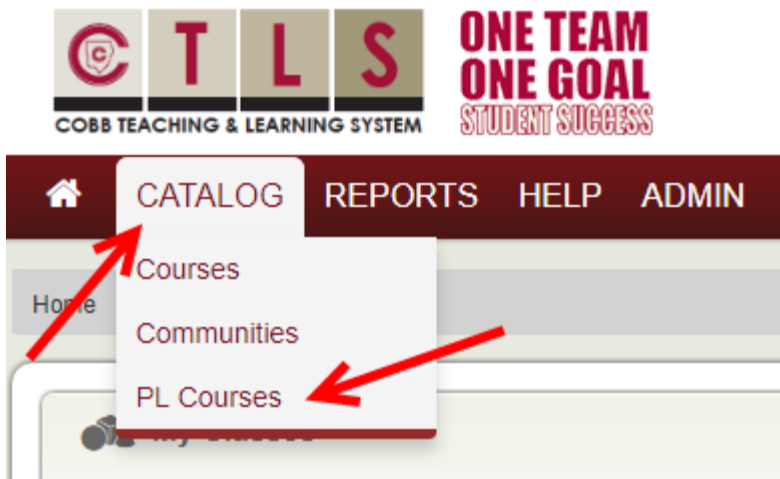
Open the **CCSD Web Page**

Click on **Employees**, then **CTLS TEACH**

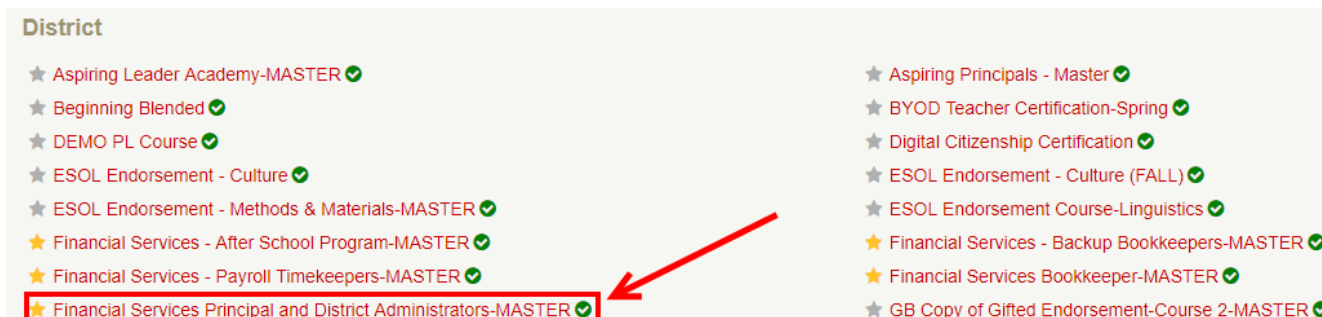


If using a CCSD District computer connected to the District Network, the program will open immediately. If not connected to the District Network, enter your **District logon and password**

Select **Catalog** in the top menu and then click on **PL Courses**

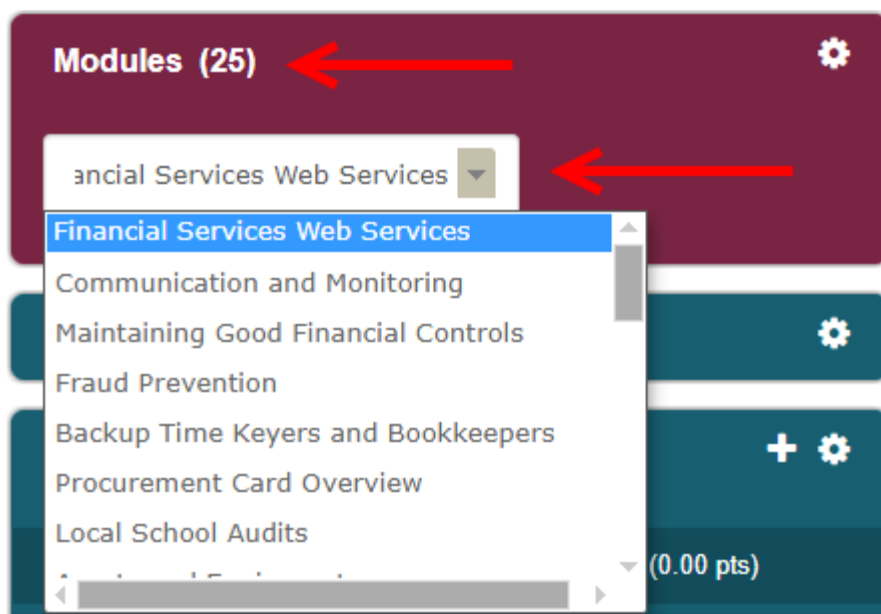


Under the District heading, click on the **Financial Services-Principals and District Administrators-MASTER Course**




In the left menu bar, click on **Modules**

Choose the **appropriate module** from the drop down menu



In the left menu, click on **Assignments** then click on **My Assignments**



The course information for the selected module will display

Review the **module material**

**Assignment View**

**Financial Services Web Resources**  
Type: Assessment  
Points: 100.00  
Status: Assigned


Click on the Link below to view the Financial Services Web Resources video.

[Financial Services Web Resources](#)

Once you have watched the video, Complete the assessment below by clicking on the "Take this Quiz" button.

Once you have completed the quiz with a score of 80 or above, click on the next module in the left menu bar to continue your training.

To take the assessment, scroll down and click on the **Take This Quiz** button



**Assessment:** Financial Services Web Resources

 **Take the Quiz**

Complete each **module** to finish your training