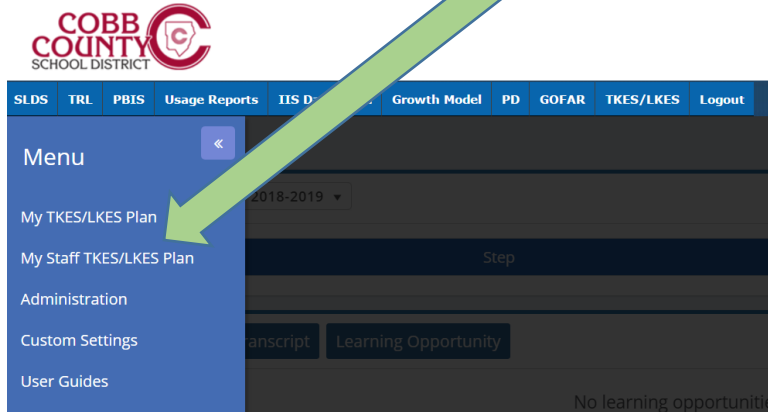


Platform Guide for Remediation Plans

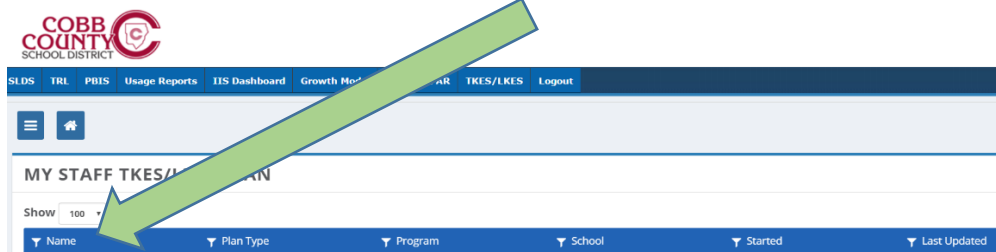
Step 1: Log in to SLDS, then Select the TKES/LKES Tab, then Open the Menu




Step 2: Select "My Staff TKES/LKES Plan"



Step 3: Filter for the appropriate staff member's name

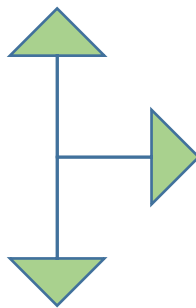


Step 4: Scroll to the bottom of staff member's plan and open Remediation Plan container (*It is only visible if you have contacted Employee Relations and your Assistant Superintendent prior to creating the plan.*) Select the button beside "Remediation Plan (Teacher)" to access fields to input data.



Platform Guide for Remediation Plans

Step 5: Select the beginning and end dates and targeted standards



* Beginning Date
08/13/2018

* Projected End Date
10/12/2018

* Performance Standard(s) for Improvement

- Standard 1 Professional Knowledge
- Standard 2 Instructional Planning
- Standard 3 Instructional Strategies
- Standard 4 Differentiated Instruction
- Standard 5 Assessment Strategies
- Standard 6 Assessment Uses
- Standard 7 Positive Learning Environment
- Standard 8 Academically Challenging Environment
- Standard 9 Professionalism
- Standard 10 Communication

Step 6: Enter statement regarding attached detailed plan (or enter the actual plan) for each required field

* Targeted Areas of Improvement

Format [dropdown] [icons]

Please see attached document for details.




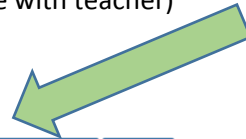
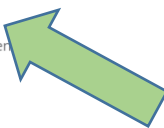
Step 7: Upload detailed Remediation Plan file and Save (Save for later if you are not ready to share with teacher; Save and submit if you are ready to share with teacher)

Attachment(s)

There are no attachments

Saved successfully.

● Additional Conferences (Remediation) (Teacher)



Open "Additional Conferences" to document weekly administrative conferences for monitoring