

# Annual Title I Elementary School Survey FY18

Monday, May 07, 2018

# 56

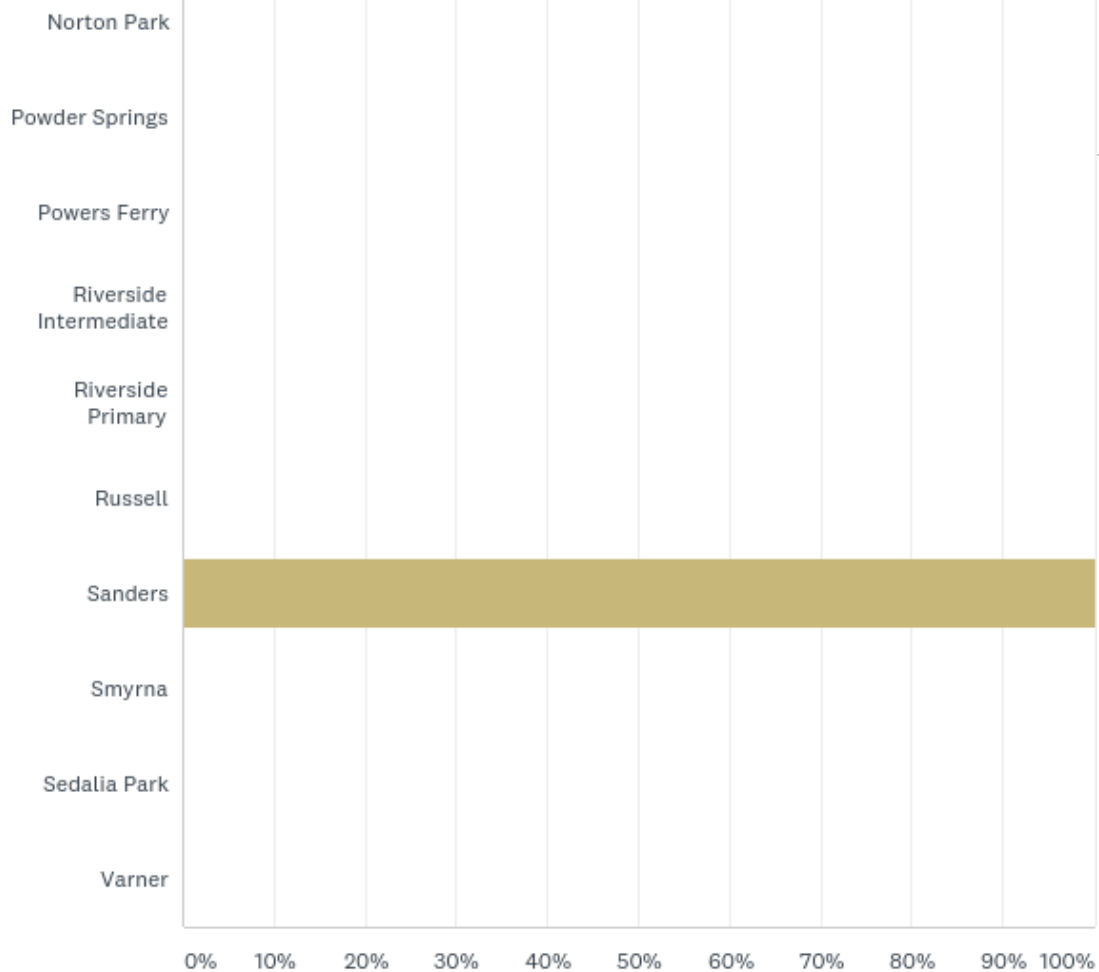
**Total Responses**

Date Created: Thursday, January 04, 2018

Complete Responses: 56

# Q1: Choose your school.

Answered: 56 Skipped: 0



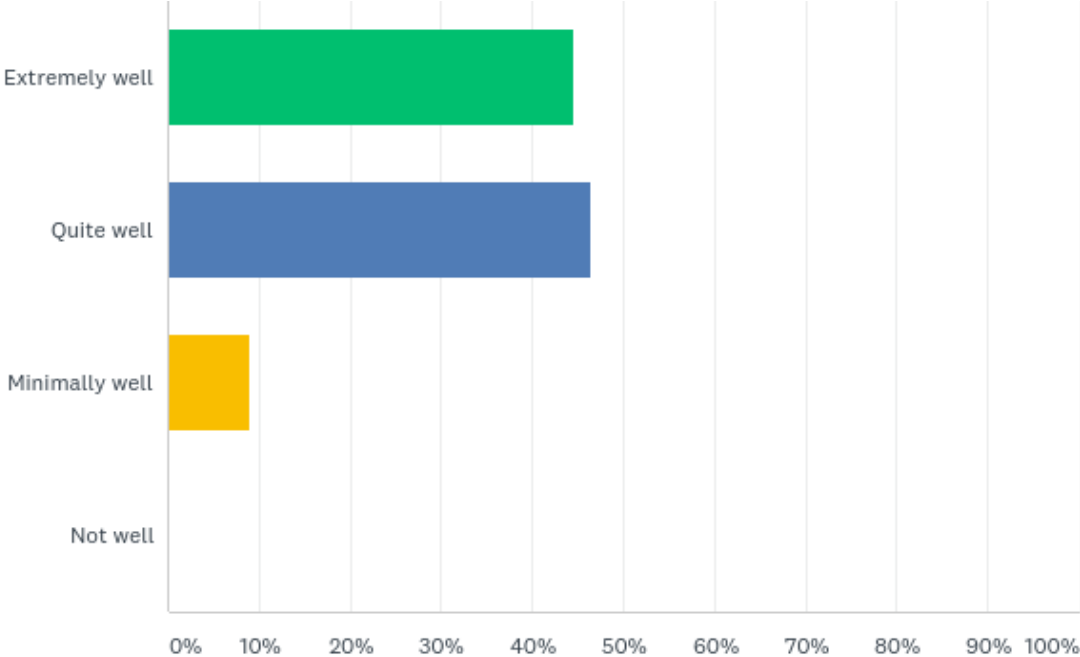
## Q1: Choose your school.

Answered: 56 Skipped: 0

Hayes	0.00%	0
Hendricks	0.00%	0
Hollydale	0.00%	0
LaBelle	0.00%	0
Mableton	0.00%	0
McCall	0.00%	0
Milford	0.00%	0
Norton Park	0.00%	0
Powder Springs	0.00%	0
Powers Ferry	0.00%	0
Riverside Intermediate	0.00%	0
Riverside Primary	0.00%	0
Russell	0.00%	0
Sanders	100.00%	56
Smyrna	0.00%	0
Sedalia Park	0.00%	0
Varner	0.00%	0
<b>TOTAL</b>		<b>56</b>

## Q2: How well do you feel your child's school provides parents and families with opportunities to share feedback and ideas regarding the school's family engagement program and activities?

Answered: 56 Skipped: 0



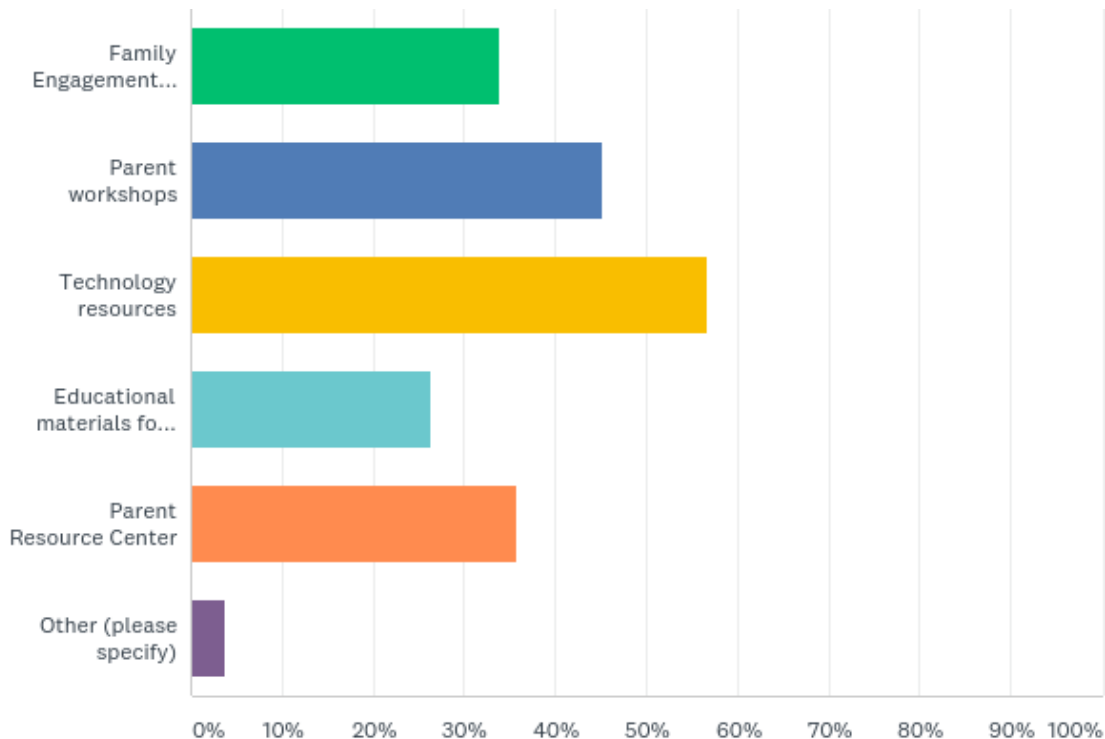
## Q2: How well do you feel your child's school provides parents and families with opportunities to share feedback and ideas regarding the school's family engagement program and activities?

Answered: 56 Skipped: 0

ANSWER CHOICES	RESPONSES	
Extremely well	44.64%	25
Quite well	46.43%	26
Minimally well	8.93%	5
Not well	0.00%	0
TOTAL		56

### Q3: How would you like to see the family engagement funds used at your child's school? (Choose all that apply.)

Answered: 53 Skipped: 3



### Q3: How would you like to see the family engagement funds used at your child's school? (Choose all that apply.)

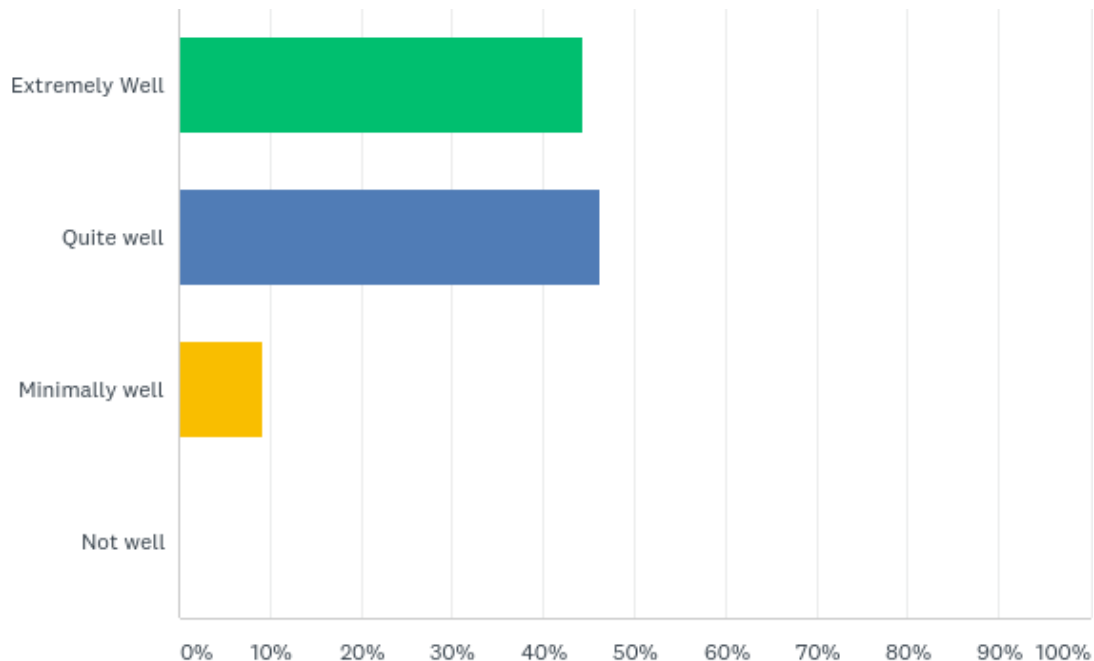
Answered: 53 Skipped: 3

ANSWER CHOICES	RESPONSES	
Family Engagement Coordinator	33.96%	18
Parent workshops	45.28%	24
Technology resources	56.60%	30
Educational materials for parent use	26.42%	14
Parent Resource Center	35.85%	19
Other (please specify)	3.77%	2
Total Respondents: 53		



## Q4: How well does your child's school provide information that is easy to understand?

Answered: 54 Skipped: 2



## Q4: How well does your child's school provide information that is easy to understand?

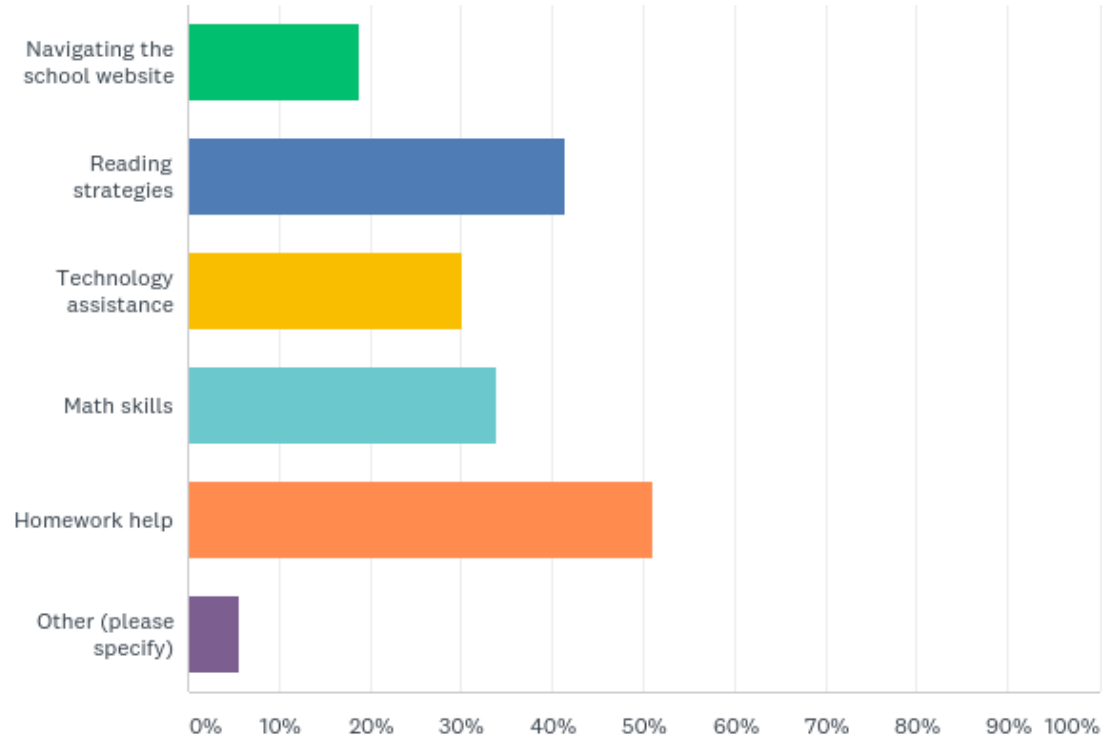
---

Answered: 54 Skipped: 2

ANSWER CHOICES	RESPONSES	
Extremely Well	44.44%	24
Quite well	46.30%	25
Minimally well	9.26%	5
Not well	0.00%	0
<b>TOTAL</b>		<b>54</b>

## Q5: What type of informational sessions would you like the school to provide for parents? (Choose all that apply.)

Answered: 53 Skipped: 3



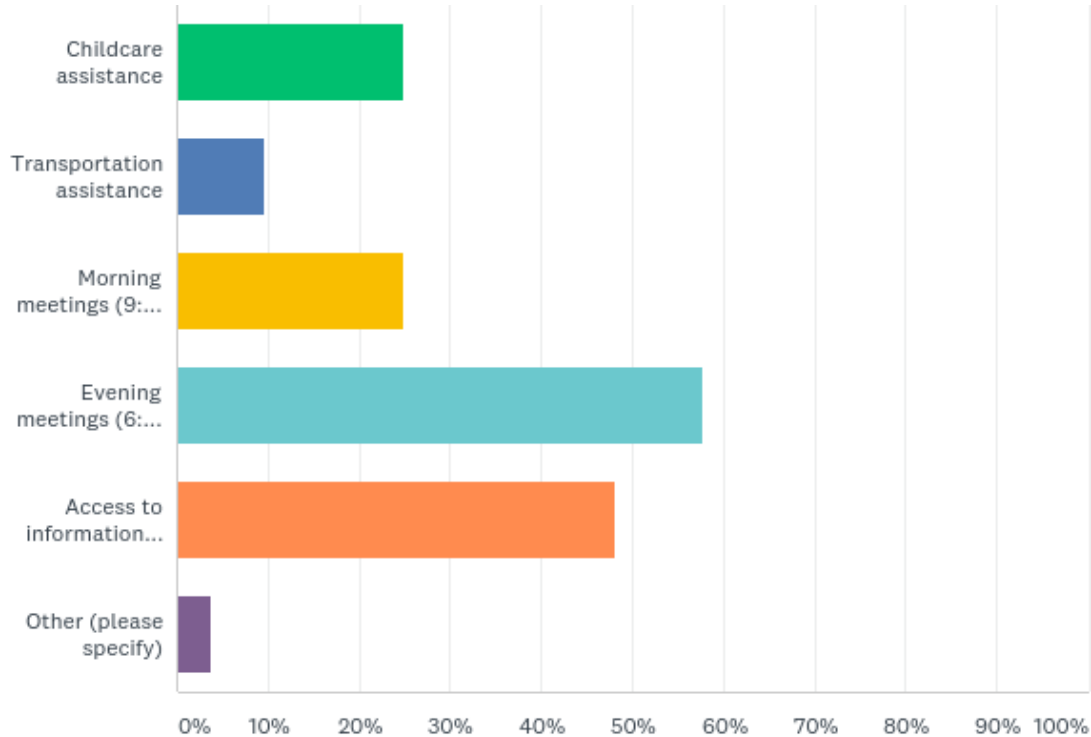
## Q5: What type of informational sessions would you like the school to provide for parents? (Choose all that apply.)

Answered: 53 Skipped: 3

ANSWER CHOICES	RESPONSES	
Navigating the school website	18.87%	10
Reading strategies	41.51%	22
Technology assistance	30.19%	16
Math skills	33.96%	18
Homework help	50.94%	27
Other (please specify)	5.66%	3
Total Respondents: 53		

## Q7: Which of the following would enable you to participate in parent meetings and school activities? (Choose all that apply.)

Answered: 52 Skipped: 4



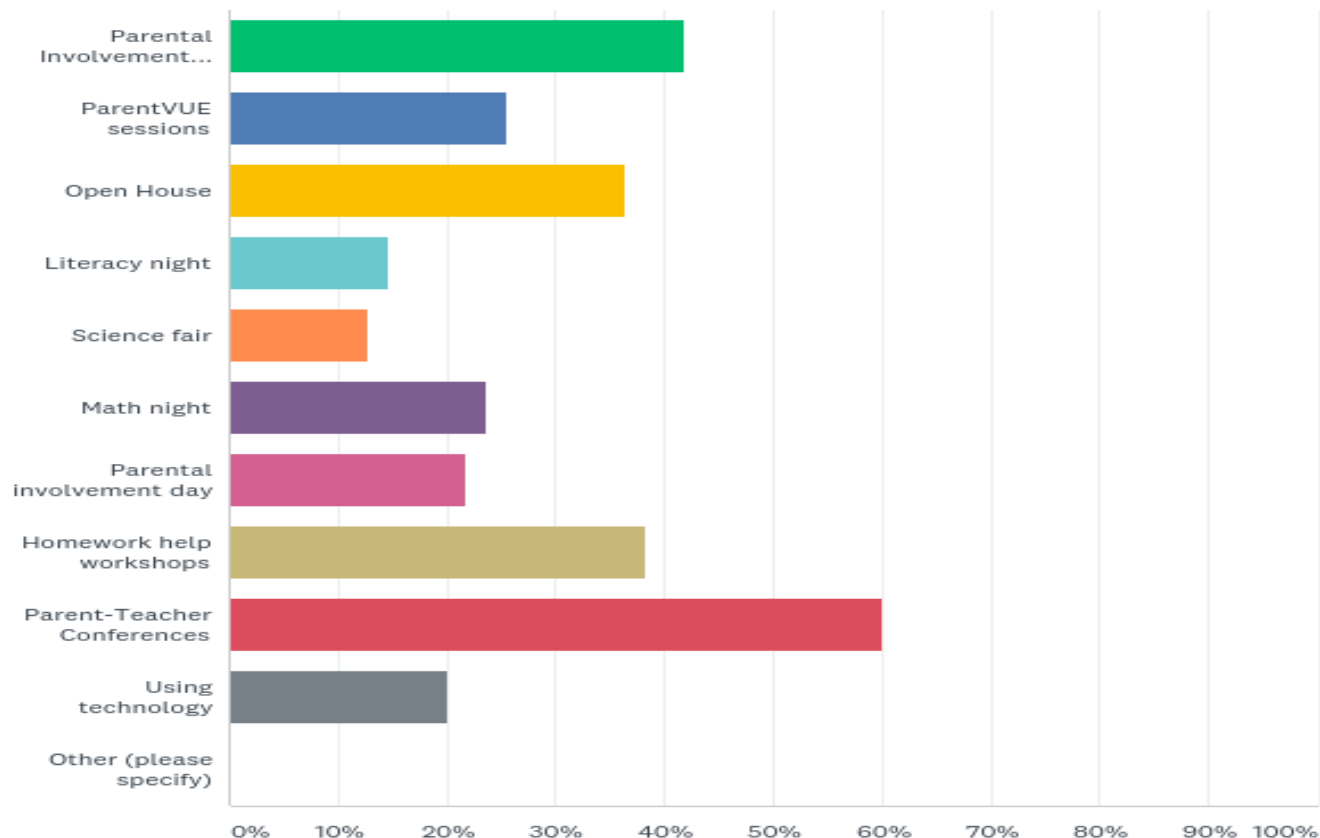
## Q7: Which of the following would enable you to participate in parent meetings and school activities? (Choose all that apply.)

Answered: 52 Skipped: 4

ANSWER CHOICES	RESPONSES	
Childcare assistance	25.00%	13
Transportation assistance	9.62%	5
Morning meetings (9:00 a.m. – 12:00 p.m.)	25.00%	13
Evening meetings (6:00 p.m. – 8:00 p.m.)	57.69%	30
Access to information online	48.08%	25
Other (please specify)	3.85%	2
Total Respondents: 52		

## Q8: Which activity, listed below, is the most valuable to your engagement in school activities? (Choose all that apply.)

Answered: 55 Skipped: 1



## Q8: Which activity, listed below, is the most valuable to your engagement in school activities? (Choose all that apply.)

Answered: 55 Skipped: 1

ANSWER CHOICES	RESPONSES	
Parental Involvement Activity	41.82%	23
ParentVUE sessions	25.45%	14
Open House	36.36%	20
Literacy night	14.55%	8
Science fair	12.73%	7
Math night	23.64%	13
Parental involvement day	21.82%	12
Homework help workshops	38.18%	21
Parent-Teacher Conferences	60.00%	33
Using technology	20.00%	11
Other (please specify)	0.00%	0
Total Respondents: 55		