

Annual Title I Middle School Survey FY18

Tuesday, May 08, 2018

59

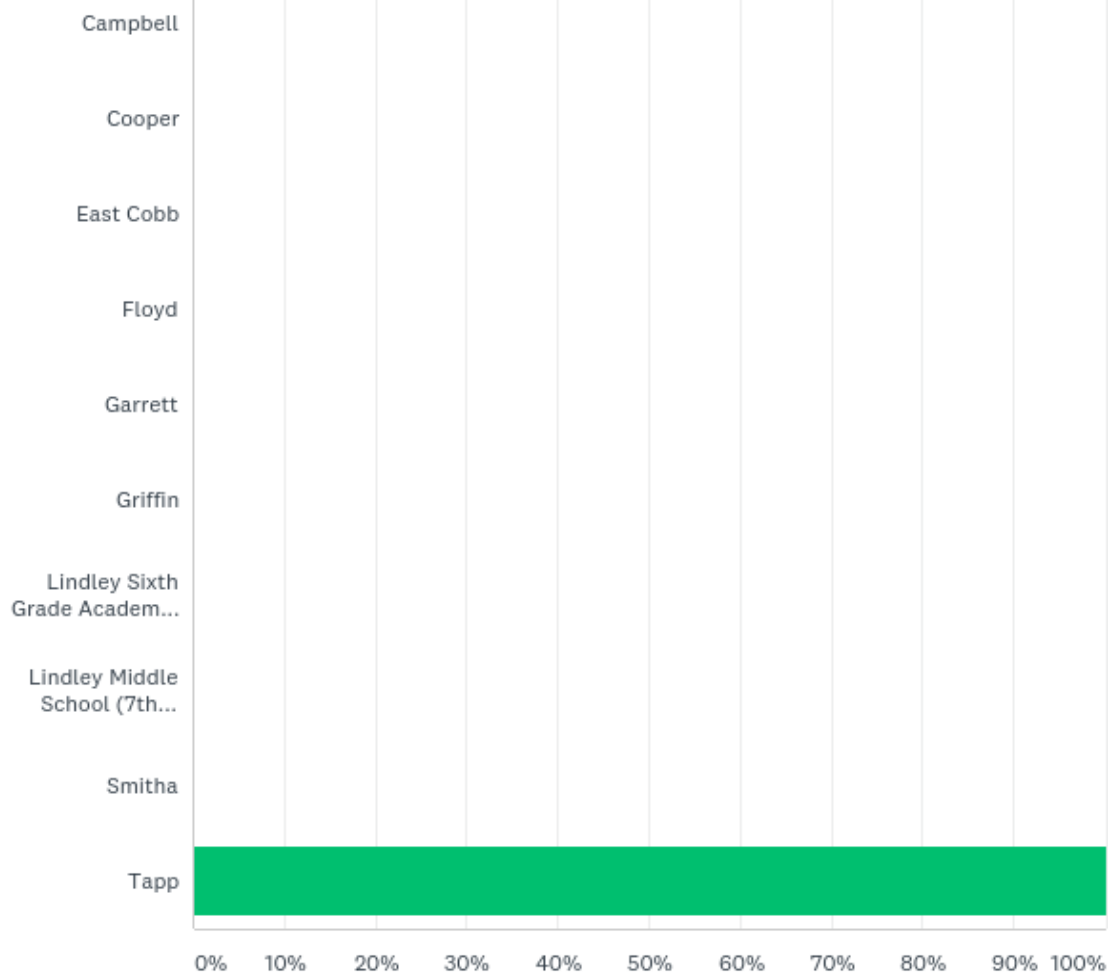
Total Responses

Date Created: Thursday, January 04, 2018

Complete Responses: 59

Q1: Choose your school.

Answered: 59 Skipped: 0



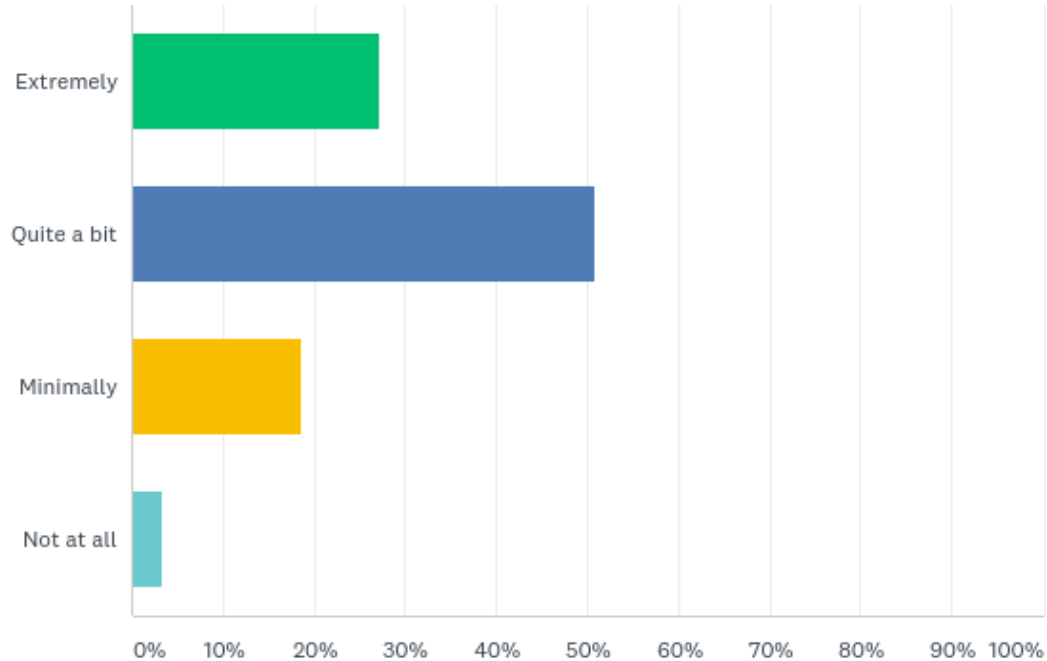
Q1: Choose your school.

Answered: 59 Skipped: 0

ANSWER CHOICES	RESPONSES	
Barber	0.00%	0
Campbell	0.00%	0
Cooper	0.00%	0
East Cobb	0.00%	0
Floyd	0.00%	0
Garrett	0.00%	0
Griffin	0.00%	0
Lindley Sixth Grade Academy (6th)	0.00%	0
Lindley Middle School (7th & 8th)	0.00%	0
Smitha	0.00%	0
Tapp	100.00%	59
TOTAL		59

Q2: How welcomed does the school make you feel?

Answered: 59 Skipped: 0



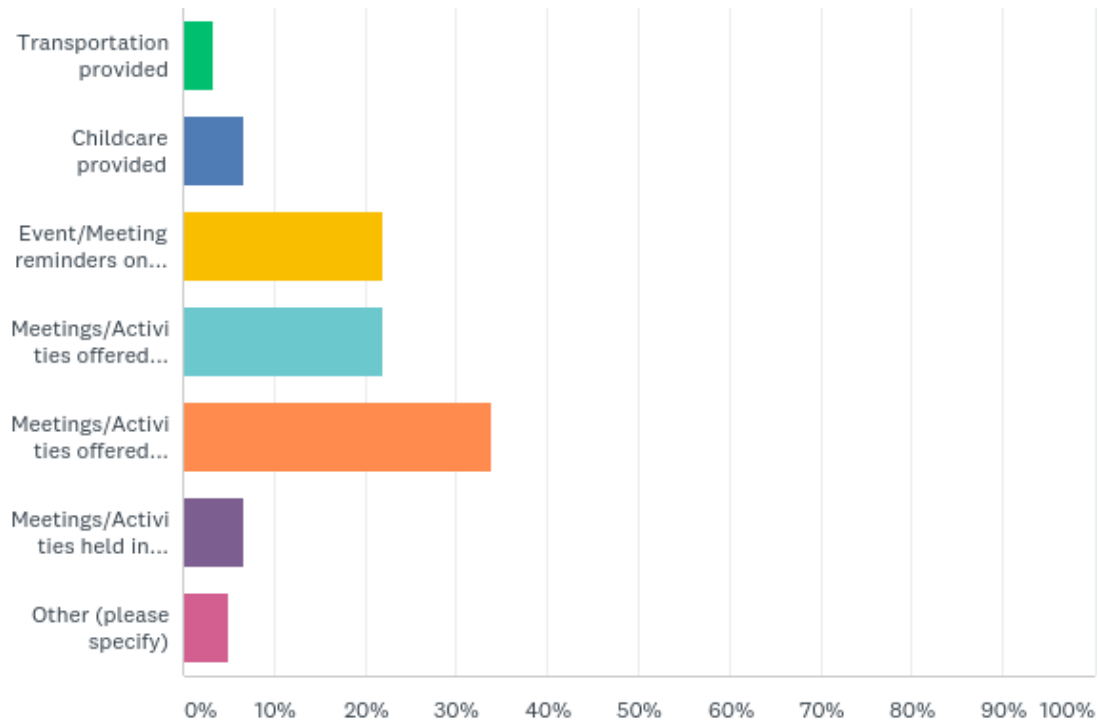
Q2: How welcomed does the school make you feel?

Answered: 59 Skipped: 0

ANSWER CHOICES	RESPONSES	
Extremely	27.12%	16
Quite a bit	50.85%	30
Minimally	18.64%	11
Not at all	3.39%	2
TOTAL		59

Q3: Please choose any of the following that would help you participate more often in school functions, activities, and planning events.

Answered: 59 Skipped: 0



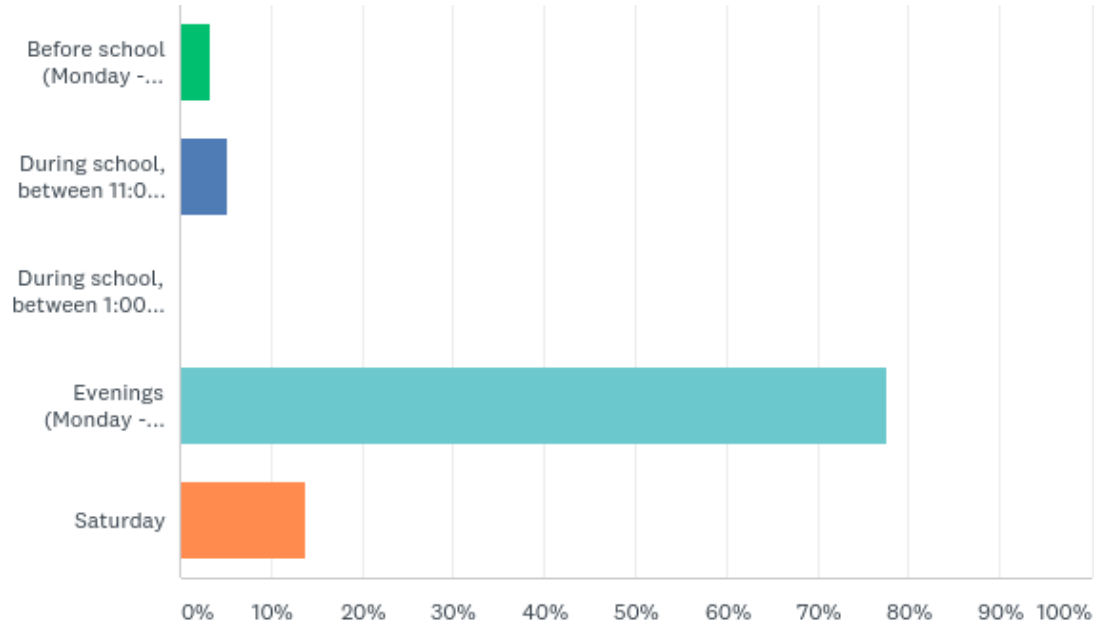
Q3: Please choose any of the following that would help you participate more often in school functions, activities, and planning events.

Answered: 59 Skipped: 0

ANSWER CHOICES	RESPONSES	
Transportation provided	3.39%	2
Childcare provided	6.78%	4
Event/Meeting reminders one week before the event	22.03%	13
Meetings/Activities offered more than once	22.03%	13
Meetings/Activities offered at various times	33.90%	20
Meetings/Activities held in community locations other than the school	6.78%	4
Other (please specify)	5.08%	3
TOTAL		59

Q4: When is the best time for you to attend a school event for parents?

Answered: 58 Skipped: 1



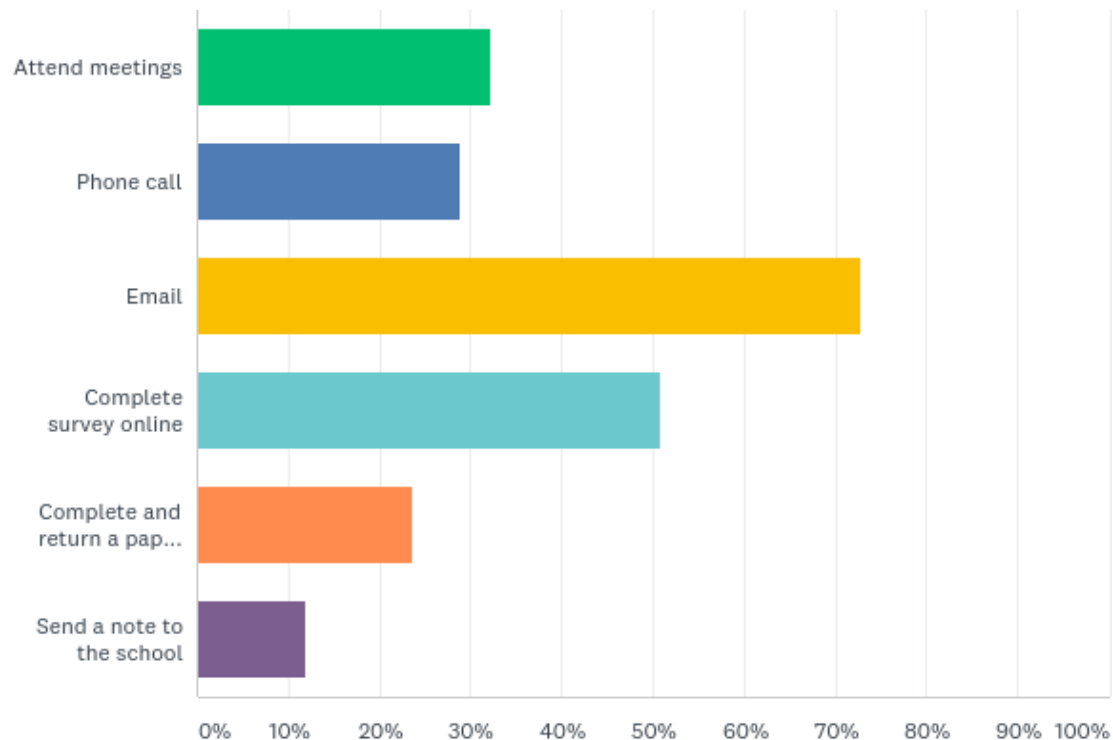
Q4: When is the best time for you to attend a school event for parents?

Answered: 58 Skipped: 1

ANSWER CHOICES	RESPONSES	
Before school (Monday - Friday)	3.45%	2
During school, between 11:00 a.m. - 1:00 p.m. (Monday - Friday)	5.17%	3
During school, between 1:00 p.m. - 3:00 p.m. (Monday - Friday)	0.00%	0
Evenings (Monday - Friday)	77.59%	45
Saturday	13.79%	8
TOTAL		58

Q5: What are the best ways for you to provide input regarding your child's school? (Choose all that apply.)

Answered: 59 Skipped: 0



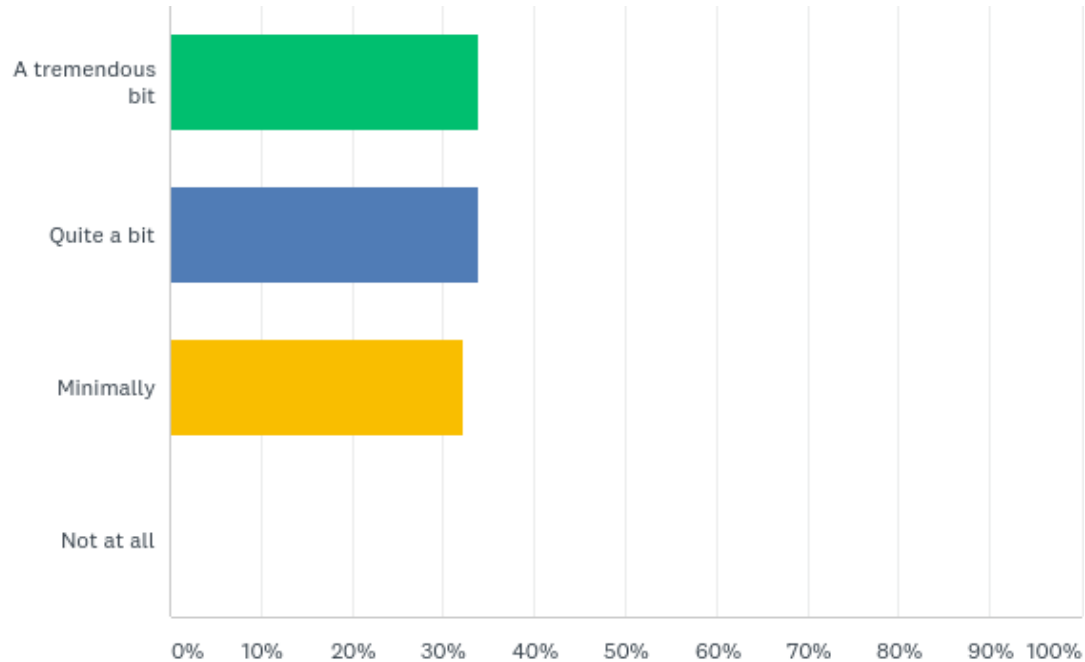
Q5: What are the best ways for you to provide input regarding your child's school? (Choose all that apply.)

Answered: 59 Skipped: 0

ANSWER CHOICES	RESPONSES	
Attend meetings	32.20%	19
Phone call	28.81%	17
Email	72.88%	43
Complete survey online	50.85%	30
Complete and return a paper survey	23.73%	14
Send a note to the school	11.86%	7
Total Respondents: 59		

Q6: I am informed as to how my child is performing academically in school.

Answered: 59 Skipped: 0



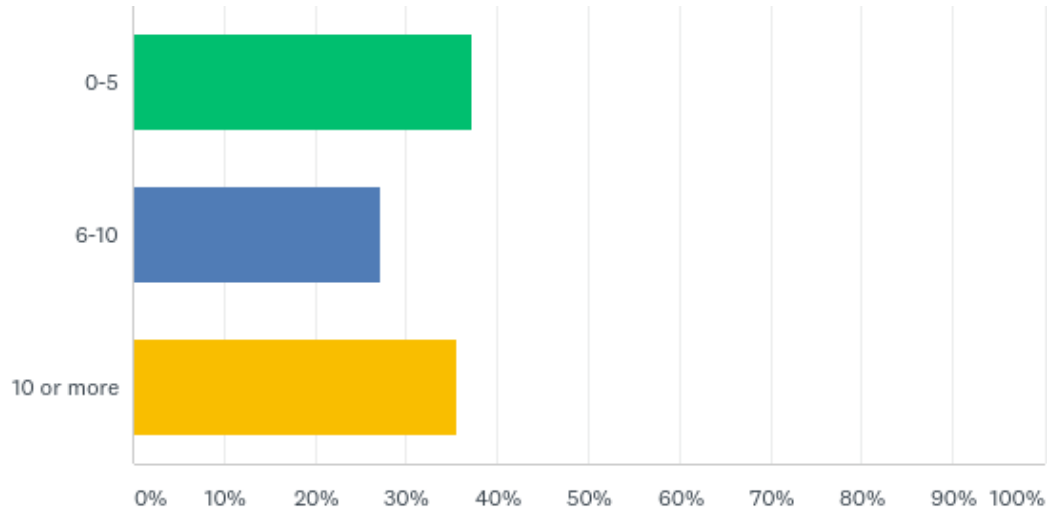
Q6: I am informed as to how my child is performing academically in school.

Answered: 59 Skipped: 0

ANSWER CHOICES	RESPONSES	
A tremendous bit	33.90%	20
Quite a bit	33.90%	20
Minimally	32.20%	19
Not at all	0.00%	0
TOTAL		59

Q7: How many times per month do you access your child's grades online?

Answered: 59 Skipped: 0



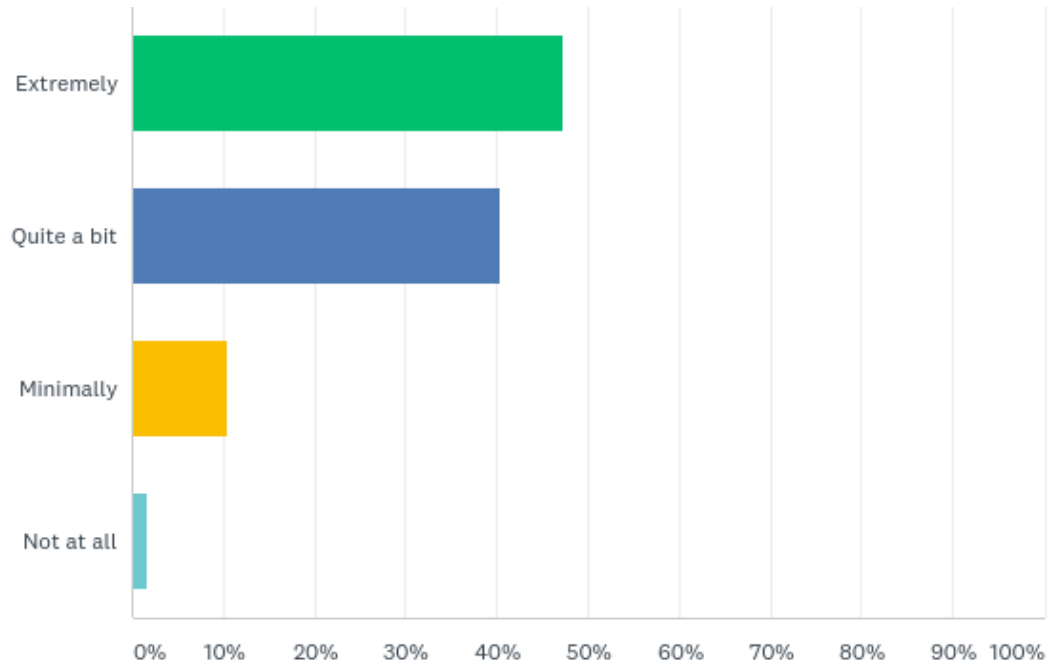
Q7: How many times per month do you access your child's grades online?

Answered: 59 Skipped: 0

ANSWER CHOICES	RESPONSES	
0-5	37.29%	22
6-10	27.12%	16
10 or more	35.59%	21
TOTAL		59

Q8: How confident are you in your ability to support your child's learning at home?

Answered: 57 Skipped: 2



Q8: How confident are you in your ability to support your child's learning at home?

Answered: 57 Skipped: 2

ANSWER CHOICES	RESPONSES	
Extremely	47.37%	27
Quite a bit	40.35%	23
Minimally	10.53%	6
Not at all	1.75%	1
TOTAL		57